

Economic Context

Major announcements and developments in the UK economy this month.

SKIP TO THIS SECTION ▶

The Construction Sector

The main economic headlines in the construction industry this month.

SKIP TO THIS SECTION ▶

Sectors in Detail

A closer look at changes in the major sectors within the industry this month.

SKIP TO THIS SECTION ▶

FULL VERSION – AVAILABLE TO BARBOUR ABI CUSTOMERS, BUILDING & BD SUBSCRIBERS ONLY

AUGUST 2015

To navigate just click on the tabs, buttons or page numbers and they will take you directly to your chosen section.

ABI About Us

Economic Context

The Construction Sector

Residential

Infrastructure

Commercial & Retail

Hotel, Leisure & Sport

Industrial

Medical & Health

Education

Barbour ABI
www.barbour-abi.com

Hinderton Point, Lloyd Drive,
Cheshire Oaks, Cheshire,
CH65 9HQ

T: 0151 353 3500

E: info@barbour-abi.com

@BarbourABI



ABOUT US

SPECIALIST PROVIDER OF CONSTRUCTION INTELLIGENCE



AUGUST 2015

To navigate just click on the tabs, buttons or page numbers and they will take you directly to your chosen section.

ABI About Us

Economic Context

The Construction Sector

Residential

Infrastructure

Commercial & Retail

Hotel, Leisure & Sport

Industrial

Medical & Health

Education

Barbour ABI

Barbour ABI is a leading provider of construction intelligence services. With a team of in-house research specialists and a dedicated lead economist, it provides commercially relevant insight and unique analysis of trends and developments within the building and construction industry. Barbour ABI is the chosen provider of industry data and indicators for Government bodies including the Office for National Statistics and the UK Government's Construction and Infrastructure Pipeline, which outlines future construction and infrastructure projects where public funding is agreed. Barbour ABI also provides data for independent organisations, such as the Construction Products Association.

Barbour ABI is part of global events-led marketing services and communications company, UBM.

Hinderton Point, Lloyd Drive, Cheshire Oaks, Cheshire, CH65 9HQ

T: 0151 353 3500

E: info@barbour-abi.com

W: www.barbour-abi.com

@BarbourABI

Barbour ABI

Provider of the Government's Construction and Infrastructure Pipeline



Chosen provider of Construction New Orders estimates to the ONS and communal dwellings data



UBM

UBM helps businesses do business, bringing the world's buyers and sellers together at events and online, as well as producing and distributing news and specialist content. Its 5,500 staff in more than 30 countries are organised into expert teams which serve commercial and professional communities, helping them to do business and their markets to work effectively and efficiently.

240 Blackfriars Road, London, SE1 8BF

T: 020 7921 5000

W: www.ubm.com



Michael Dall

Michael is Barbour ABI's Lead Economist specialising in construction and the built environment. He leads on Barbour ABI's research and outputs on the construction sector assessing the trends and developments which impact upon it. Prior to this Michael worked for GVA Grimley as a Principal Economist focussing on the commercial property sector.

To contact Michael either:

T: 020 7560 4141

E: michael.dall@ubm.com

@MichaelGDall

DOWNLOAD METHODOLOGY

CLICK HERE

Barbour ABI
www.barbour-abi.com

Hinderton Point, Lloyd Drive,
Cheshire Oaks, Cheshire,
CH65 9HQ

T: 0151 353 3500

E: info@barbour-abi.com

@BarbourABI

ECONOMIC CONTEXT

STRONGER ECONOMIC GROWTH IN THE SECOND QUARTER OF 2015

To navigate just click on the tabs, buttons or page numbers and they will take you directly to your chosen section.

The latest GDP figures for the UK economy were released in the last month and they showed that the UK economy had grown by 0.7% in the second quarter of 2015.

This was above the 0.4% rate of growth experienced in the first quarter of 2015 and is an indication that the economy regained its momentum over the spring months (see Fig. 1.1).

While the total level of output is now comfortably above its pre-recession peak the pattern of growth within the economy is still very much focussed towards the dominant service sector. The latest figures show that the service sector is now 9.2% higher than its pre-recession peak while construction is currently 3.2% below its pre-recession peak and manufacturing is 4.9% below (see Fig. 1.2). This indicates the scale of the challenge of rebalancing the economy towards manufacturing and construction given the prominence of the service sector.

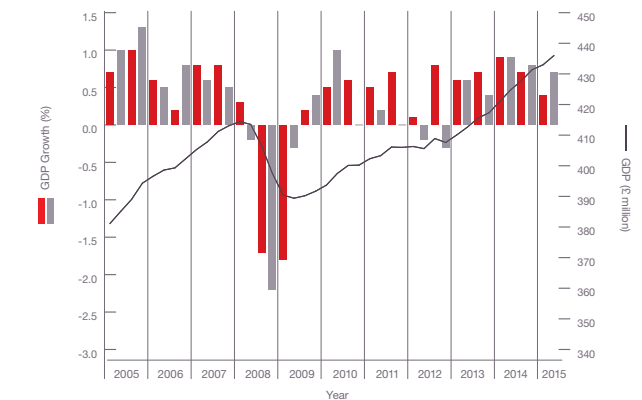


Fig. 1.1 UK GDP Source: ONS/Markit

The labour market continues to perform particularly strongly in the UK however it is notable that there has been a slight increase in the levels of unemployment over the past two months. The rate of unemployment is currently 5.6% for those aged 16 and over, up from 5.5% in March 2015 (see Fig. 1.3).

The rate of inflation was 0.1% in July with the continued decline in oil, clothing and food prices the main reasons for this (see Fig. 1.4). Most commentators expect inflation to start growing towards the end of the year as these falls will be factored in to the yearly change figures.

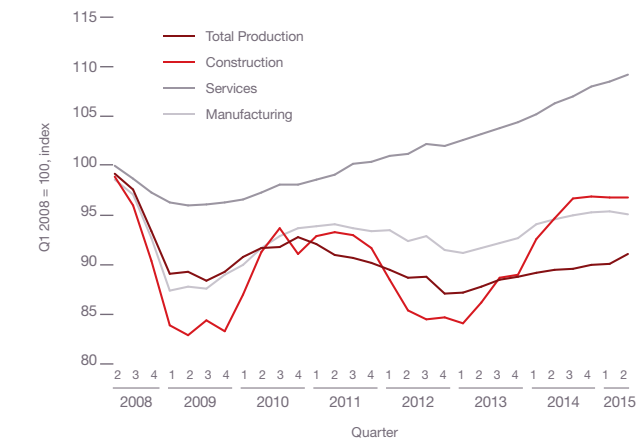


Fig. 1.2 UK GDP Source: ONS

Other news this month on the UK economy includes:

- A survey by the CIPD showed that a third of the 900 companies asked planned to recruit apprentices, up from 22% last year
- The latest Inflation Report from the Bank of England concluded that the outlook for growth in the UK was strong and upgraded its growth forecast to 2.8% for 2015
- A survey by Nielsen showed that UK consumer confidence was above the global average for the first time since 2006

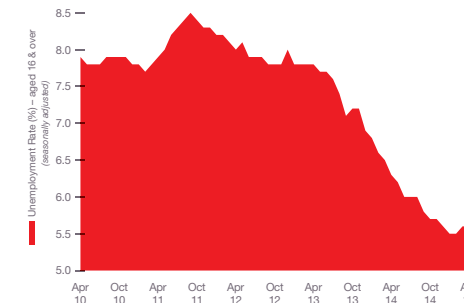


Fig. 1.3 Unemployment Rate Source: ONS



Fig. 1.4 CPI (Inflation) Source: ONS

ABI About Us

Economic Context

The Construction Sector

Residential

Infrastructure

Commercial & Retail

Hotel, Leisure & Sport

Industrial

Medical & Health

Education

Barbour ABI
www.barbour-abi.com

Hinderton Point, Lloyd Drive,
Cheshire Oaks, Cheshire,
CH65 9HQ

T: 0151 353 3500

E: info@barbour-abi.com

@BarbourABI

THE CONSTRUCTION SECTOR CONTRACT AWARD ACTIVITY GROWS IN JULY

To navigate just click on the tabs, buttons or page numbers and they will take you directly to your chosen section.

ABI About Us

Economic Context

The Construction Sector

Residential

Infrastructure

Commercial & Retail

Hotel, Leisure & Sport

Industrial

Medical & Health

Education

The latest figures from the ONS indicate the construction sector in the UK grew by 0.2% between Q2 2015 and Q1 2015.

Comparing Q2 output levels with the same period in 2014 showed an increase of 2.4%. The decline consisted of a flat April, decline in May but growth in June.

The main reason for the quarterly increase in output is increases in new private housing and new infrastructure. New private housing increased by 11.6% compared to Q2 2015 and infrastructure increased by 16.7% over the same period. However, the commercial sector declined by 0.3% over the quarter and by 1.2% compared to the second quarter of 2014 which has proved a drag on overall growth (see Fig. 2.1).

	% change	
	Q2 2014 – Q2 2015	Q1 2015 – Q2 2015
Total All Work	2.4	0.2
All New Work	5.2	1.0
Public Housing	-7.0	-2.5
Private Housing	11.6	3.9
Infrastructure	16.7	0.5
Public (ex Infrastructure)	-0.5	1.2
Private Industrial	0.7	-1.5
Private Commercial	-1.2	-0.3
Repair & Maintenance	-2.2	-1.2
Public Housing	-1.0	-0.4
Private Housing	2.2	2.4
Non-Housing	-5.4	-3.9

Fig. 2.1 Construction Activity by Sector (chained volume measure) Source: ONS

The CPA/Barbour ABI Index which measures the level of contracts awarded using January 2010 as its base month recorded a reading of 142 for July. This is an increase from the previous month and continues to support the view that overall activity in the industry remains strong. The readings for Private Housing increased in

“ July witnessed an increase in construction activity levels

the month after a slight decrease last month. Commercial Offices increased with a reading of 100 compared to 96 last month. However, Commercial Retail increased in July with a reading of 143 although industrial factories recorded a reading of 370, down from 468 in June (see Fig. 2.2).

The Construction Sector

According to Barbour ABI data on all contract activity, July witnessed an increase in construction activity levels with the value of new contracts awarded £6.5 billion, based on a three month rolling average (see Fig. 2.4). This is a 5% increase from June and a 28.7% increase on the value recorded in July 2014. The number of construction projects within the UK in July increased by 8.1% on June, but were 11.7% lower than July 2014.

Projects by Region

The highest proportion of the contracts awarded in July by value were in London, accounting 20% of the UK total. This is followed by the North West with 16% of contract value awarded and the South East with 11% of value (see Fig. 2.3). The strong performance of London is primarily due to the award of the £300 million contract at 22-24 Bishopsgate. This major commercially led project will also provide retail and leisure uses and is the second major contract of its type awarded this summer after Wood Wharf in June. In the North West a major renewable energy project, the Burbo Bank offshore wind farm extension, was the highest value contract awarded in July. This contract has an estimated value of £250 million and is due to be completed over two years.

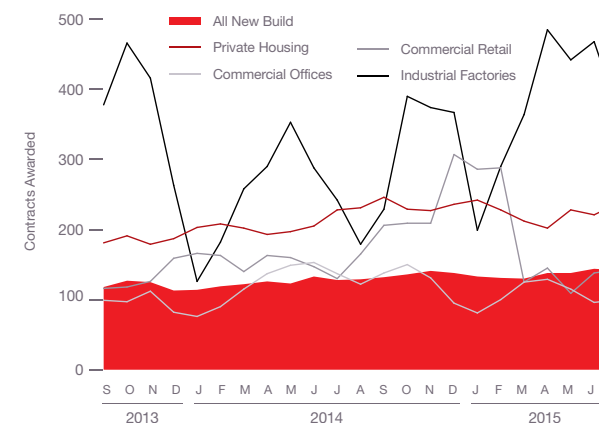


Fig. 2.2 Contracts Awarded Source: CPA/Barbour ABI

THE CONSTRUCTION SECTOR

Type of Projects

Infrastructure had the highest proportion of contracts awarded by value in July with 27% of the total value of projects awarded (see Fig. 2.5). In line with its strong performance in recent months, renewable energy projects were the main factor in its strong performance with the Burbo Bank offshore wind farm worth £250 million and Energy from Waste facility in Beddington worth £200 million both awarded in July. The residential sector also had a strong month in July accounting for 26% of the value awarded.



CONTRACT AWARD ACTIVITY GROWS IN JULY

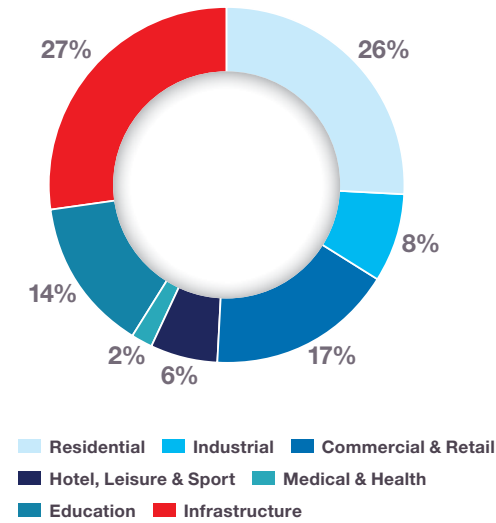


Fig. 2.5 Type of Projects Source: Barbour ABI

July witnessed an increase in construction activity levels

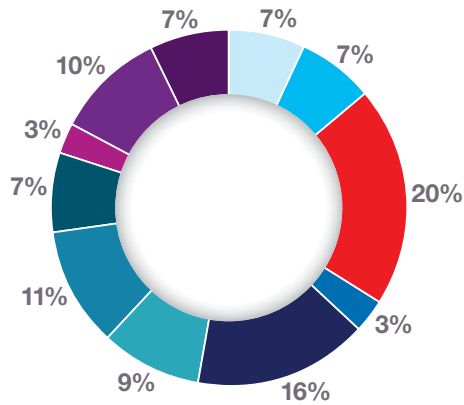
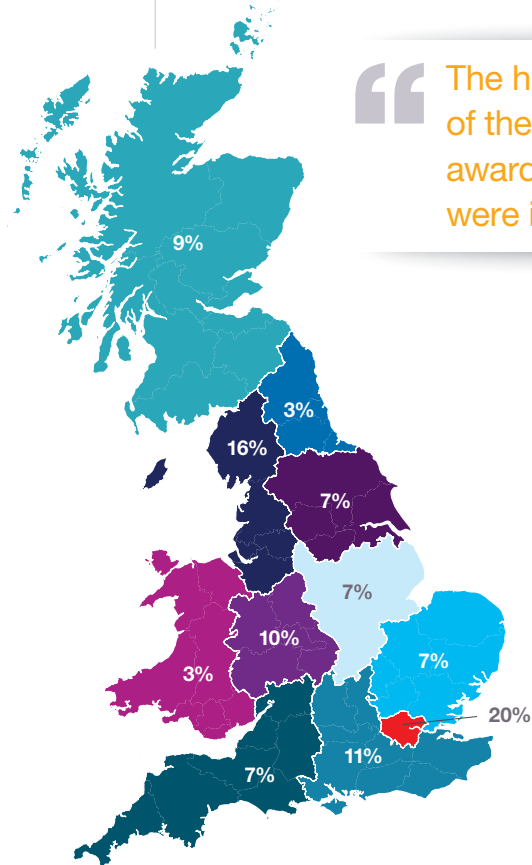


Fig. 2.3 Locations of Contracts Awarded

The highest proportion of the contracts awarded in July by value were in London



Source: Barbour ABI



Fig. 2.4 Construction Activity Trends

Source: Barbour ABI

To navigate just click on the tabs, buttons or page numbers and they will take you directly to your chosen section.

ABI About Us

Economic Context

The Construction Sector

Residential

Infrastructure

Commercial & Retail

Hotel, Leisure & Sport

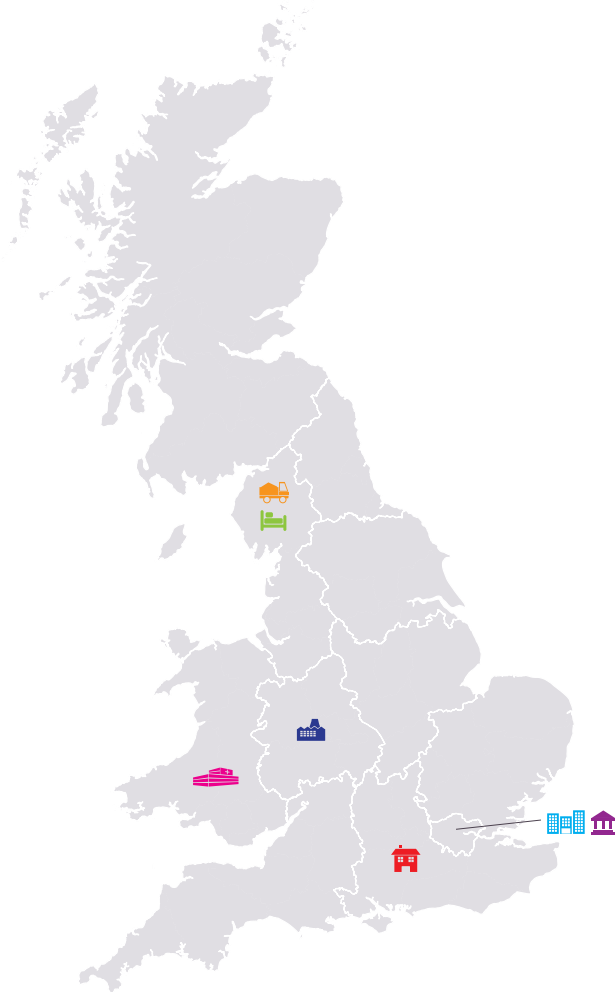
Industrial

Medical & Health

Education

A snippet of this month's regional activity

Take a look at what regions have had the most activity.



-  Residential
-  Infrastructure
-  Commercial & Retail
-  Hotel, Leisure & Sport
-  Industrial
-  Medical & Health
-  Education

PROJECTS IN FOCUS THIS MONTH

Take a look at these construction projects in focus this month. Click on one of the projects below to skip to that page.



RESIDENTIAL
Three Mills West – Student Accommodation/Cafe and Studios
 £20,000,000



INFRASTRUCTURE
Beddington – 26MW Energy Recovery Facility
 £20,000,000



COMMERCIAL & RETAIL
55 Colmore Row Redevelopment
 £27,000,000



HOTEL, LEISURE & SPORT
Stansted Airport Hotel
 £30,000,000



INDUSTRIAL
London Taxi Corporation Manufacturing Facility – Ansty Park
 £150,000,000



MEDICAL & HEALTH
Cotswold Water Park Dementia Care Home
 £3,000,000



EDUCATION
Workington Academy – Stainburn School and Science College
 £20,000,000

AUGUST 2015

To navigate just click on the tabs, buttons or page numbers and they will take you directly to your chosen section.

ABI About Us

Economic Context

The Construction Sector

Residential

Infrastructure

Commercial & Retail

Hotel, Leisure & Sport

Industrial

Medical & Health

Education

Barbour ABI
 www.barbour-abi.com

Hinderton Point, Lloyd Drive,
 Cheshire Oaks, Cheshire,
 CH65 9HQ

T: 0151 353 3500

E: info@barbour-abi.com

@BarbourABI

RESIDENTIAL RESIDENTIAL UNITS DECLINE IN JULY

To navigate just click on the tabs, buttons or page numbers and they will take you directly to your chosen section.

July was another relatively subdued month for contracts awarded in the residential sector with signs that recent contract award activity is slowing.

Activity in the residential sector decreased in July with the total number of units awarded being 10,554, based on a three month rolling average (see Fig. 3.1). This is a 5.9% decrease compared to June and is 9.3% lower than July 2014, indicating that new contract activity in the residential sector is lessening in 2015. The value of projects associated with residential contracts awarded decreased by 6.3% between June and July based on a three month rolling average, and is 18% lower than July 2014. Taken together these statistics suggest a slowdown in recent months in the sector after its strong performance recently. Given that the long term

fundamentals that have been driving growth, in particular help for first time buyers, are set to continue it is perhaps indicative that house builders are concentrating on building out existing pipelines rather than adding projects to them.

Sector Performance

The latest house price indices for July from Nationwide showed that average house prices are rising at 3.5% annually, an increase from 3.3% in June. This shows that annual house price growth while slight increase was recorded in July, it is still below the 6.8%

recorded in January 2015. In contrast, the Halifax reported annual house price rises of 7.9% in July, a decrease from 9.6% in June.

Property surveys by LSL Property Services and RICS seemed to support the Nationwide view that price signals were increasing upwards with LSL reporting the highest sales activity in July since 2007 and RICS reporting buyer demand in July rose at the fastest pace since February 2014.

New contract activity in the residential sector is lessening in 2015

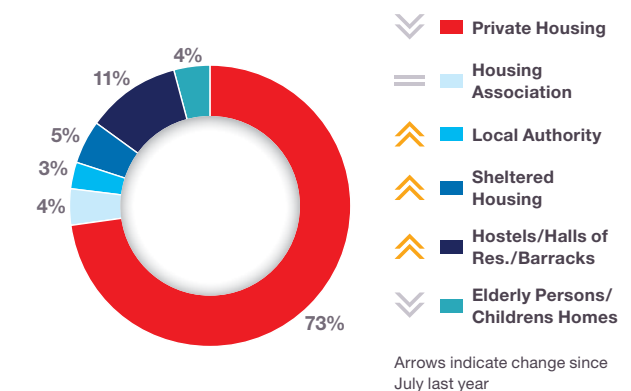
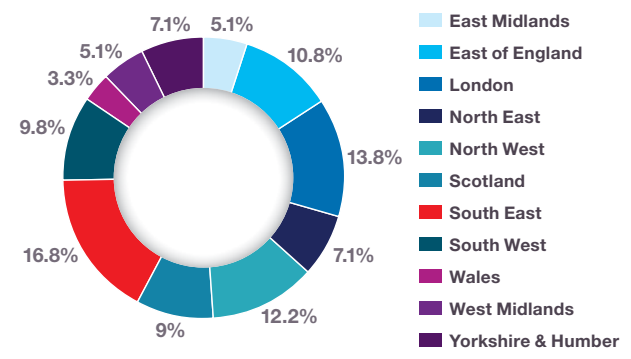
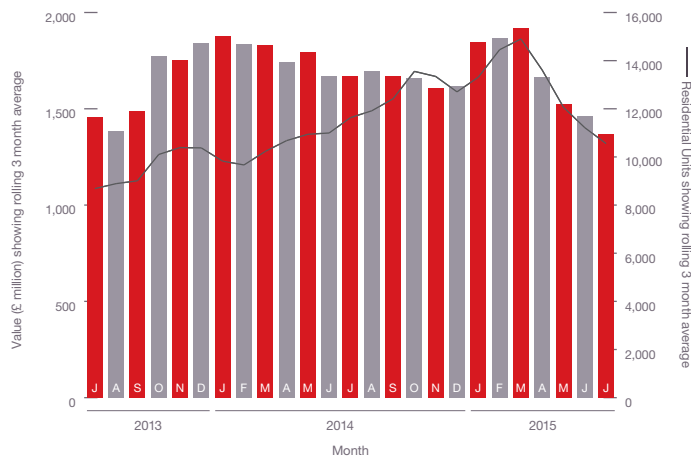


FIG. 3.1 Residential: Project Value showing 3 month moving average Source: Barbour ABI

FIG. 3.2 Residential: Value of Contracts by Region Source: Barbour ABI

FIG. 3.3 Residential: Type of Projects Awarded Source: Barbour ABI

- ABI About Us
- Economic Context
- The Construction Sector
- Residential**
- Infrastructure
- Commercial & Retail
- Hotel, Leisure & Sport
- Industrial
- Medical & Health
- Education

RESIDENTIAL

The map and figures show how the activity has changed since July 2014		↑ +0.9%	Scotland
↓ -0.3%	East Midlands	↑ +4.4%	South East *HOTTEST REGION*
↑ +3.6%	East of England	↓ -2.8%	South West
↓ -4.1%	London	↑ +0.5%	Wales
↑ +2.6%	North East	↓ -1.4%	West Midlands
↓ -1.2%	North West	↓ -2.4%	Yorkshire & Humber

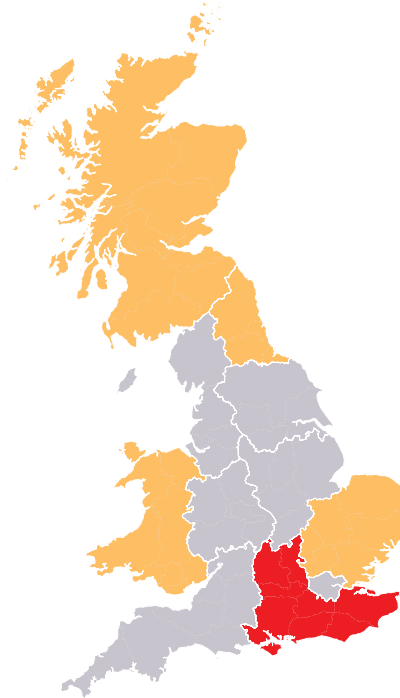


FIG. 3.4

Residential: Change of Activity by Region (since last year)

Source: Barbour ABI

Projects by region

The South East is the main location of activity in the residential sector this month, accounting for 16.8% of the value of contracts awarded, an increase of 4.4% from the same month last year (see Fig. 3.2 & 3.4). Contracts such as The Grove Road in Harwell to deliver 203 houses at an estimated value of £20.3 million, contributing to the regions share this month. Another contract will deliver 193 homes at the former Ifield College valued at £16.4 million is another reason for London's strong performance in July.

Type of Projects

The type of projects awarded in the residential sector was dominated by private housing in July. Private housing accounted for 73% of the value of contracts awarded this month, a decrease of 6% from the corresponding month last year. After private housing, the next largest project type were hostels/halls of residence projects which accounted for 11% of the value awarded, an increase of 1% from the corresponding month last year (see Fig. 3.3).

“ The latest house price indices for July from Nationwide showed that average house prices are rising at 3.5% annually, an increase from 3.3% in June

RESIDENTIAL UNITS DECLINE IN JULY

PROJECT IN FOCUS



www.mjarchitects.co.uk

Three Mills West – Student Accommodation/Cafe and Studios £20,000,000

County	London
Primary Category Sector	Residential
Government Region	London
Start Date	October 2015
End Date	October 2017
Contract Award Date	July 2015
Funding	Private
Stage	Contract
Contractor	John Sisk & Son Limited

AUGUST 2015

To navigate just click on the tabs, buttons or page numbers and they will take you directly to your chosen section.

ABI About Us

Economic Context

The Construction Sector

Residential

Infrastructure

Commercial & Retail

Hotel, Leisure & Sport

Industrial

Medical & Health

Education

Barbour ABI
www.barbour-abi.com

Hinderton Point, Lloyd Drive,
Cheshire Oaks, Cheshire,
CH65 9HQ

T: 0151 353 3500

E: info@barbour-abi.com

@BarbourABI

AUGUST 2015

To navigate just click on the tabs, buttons or page numbers and they will take you directly to your chosen section.

ABI About Us

 Economic Context

 The Construction Sector

 Residential

 Infrastructure

 Commercial & Retail

 Hotel, Leisure & Sport

 Industrial

 Medical & Health

 Education

Barbour ABI
www.barbour-abi.com

Hinderton Point, Lloyd Drive,
Cheshire Oaks, Cheshire,
CH65 9HQ

T: 0151 353 3500

E: info@barbour-abi.com

 @BarbourABI

TOP TEN Key Clients

Aug 2014 – Jul 2015

Rank	Company Name	Address	Telephone	Awards	Value (£M)
1	Persimmon Homes Limited	Persimmon House, Fulford, York, North Yorkshire, YO19 4FE	01904 642199	209	2,677
2	Taylor Wimpey	Gate House, Turnpike Road, High Wycombe, Buckinghamshire, HP12 3NR	01494 558323	159	2,419
3	Barratt Homes	Barratt House, Cartwright Way, Forest Business Park, Coalville, Leicestershire, LE67 1UF	01530 278278	158	2,142
4	Bellway Plc	Seaton Burn House, Dudley Lane, Seaton Burn, Newcastle Upon Tyne, Tyne And Wear, NE13 6BE	0191 217 0717 (CTPS)	103	1,255
5	Redrow Homes (South Midlands) Limited	Redrow House, St David's Park, Deeside, Clwyd, CH5 3RX	01244 520 044	58	805
6	Berkeley Group Plc/St James Group	Berkeley House, 19 Portsmouth Road, Cobham, Surrey, KT11 1JG	020 3675 1502	27	781
7	Bovis Homes Limited (South East Region)	The Manor House, North Ash Road, New Ash Green, Longfield, Kent, DA3 8HQ	01474 872427 (CTPS)	54	780
8	Galliford Try Construction	2 Cowley Business Park, High Street, Cowley, Uxbridge, Middlesex, UB8 2AD	01895 855000	63	727
9	Bloor Homes	Ashby Road, Measham, Swadlincote, Derbyshire, DE12 7JP	01530 270100	54	692
10	St Modwen Developments Plc	Sir Stanley Clarke House, 7 Ridgeway, Quinton Business Park, Birmingham, West Midlands, B32 1AF	0121 222 9400	15	570

TOP TEN Key Architects

Aug 2014 – Jul 2015

Rank	Company Name	Address	Telephone	Awards	Value (£M)
1	Persimmon Homes Limited	Persimmon House, Fulford, York, North Yorkshire, YO19 4FE	01904 642199	92	1,069
2	Stride Treglown Limited	Promenade House, The Promenade, Clifton Down, Bristol, Avon, BS8 3NE	0117 974 3271 (TPS)	16	696
3	Taylor Wimpey	Gate House, Turnpike Road, High Wycombe, Buckinghamshire, HP12 3NR	01494 558323	44	561
4	Barton Willmore	The Blade, Abbey Square, Reading, Berkshire, RG1 3BE	0118 943 0000 (CTPS)	34	545
5	RPS Group Plc	20 Western Avenue, Milton Park, Abingdon, Oxfordshire, OX14 4SH	01235 821888	26	459
6	Barratt Homes	Barratt House, Cartwright Way, Forest Business Park, Coalville, Leicestershire, LE67 1UF	01530 278278	35	424
7	Maccreanor Lavington Architects	19-21 Nile Street, Islington, London, N1 7LL	020 7336 7353	11	374
8	Pegasus Planning Group	Suite 4B, 113 Portland Street, Manchester, Greater Manchester, M1 6DW	0161 393 3399	20	329
9	Glenn Howells Architects	321 Bradford Street, Digbeth, Birmingham, West Midlands, B5 6ET	0121 666 7640 (CTPS)	8	327
10	PRP Architects	Ferry Works, Summer Road, Thames Ditton, Surrey, KT7 0QJ	020 8339 3600	38	296

TOP TEN Key Contractors

Aug 2014 – Jul 2015

Rank	Company Name	Address	Telephone	Awards	Value (£M)
1	Persimmon Homes Limited	Persimmon House, Fulford, York, North Yorkshire, YO19 4FE	01904 642199	212	2,703
2	Barratt Homes	Barratt House, Cartwright Way, Forest Business Park, Coalville, Leicestershire, LE67 1UF	01530 278278	162	2,270
3	Taylor Wimpey	Gate House, Turnpike Road, High Wycombe, Buckinghamshire, HP12 3NR	01494 558323	160	1,935
4	Bellway Plc	Seaton Burn House, Dudley Lane, Seaton Burn, Newcastle Upon Tyne, Tyne And Wear, NE13 6BE	0191 217 0717 (CTPS)	106	1,290
5	Galliford Try Construction	2 Cowley Business Park, High Street, Cowley, Uxbridge, Middlesex, UB8 2AD	01895 855000	99	973
6	Redrow Homes (South Midlands) Limited	Redrow House, St David's Park, Deeside, Clwyd, CH5 3RX	01244 520 044	59	783
7	Bovis Homes Limited (South East Region)	The Manor House, North Ash Road, New Ash Green, Longfield, Kent, DA3 8HQ	01474 872427 (CTPS)	51	766
8	Bloor Homes	Ashby Road, Measham, Swadlincote, Derbyshire, DE12 7JP	01530 270100	54	675
9	Berkeley Group Plc / St James Group	Berkeley House, 19 Portsmouth Road, Cobham, Surrey, KT11 1JG	020 3675 1502	26	646
10	Countryside Properties (UK) Limited	Countryside House, The Drive, Great Warley, Brentwood, Essex, CM13 3AT	01277 260000	41	583

The ranking tables are compiled from Barbour ABI database and are based on the total value of contracts awarded over the previous 12 month period. The values represent the construction cost of each project.

INFRASTRUCTURE INFRASTRUCTURE CONTRACT VALUES INCREASE IN JULY

Renewable energy and road projects awarded in the month saw the value of infrastructure contracts increase and values significantly higher than this time in 2014.

The value of contracts awarded in the infrastructure sector increased in July with the total value awarded at £2 billion based on a three month rolling average (see Fig. 4.1). This is a 17.6% increase from the previous month and is 88.5% higher than July 2014. In the three months to July the total value of contracts awarded was £5.6 billion based on a three month rolling average. This is 34% higher than the previous three months and 67% higher than the same period in 2014. This indicates a significant improvement on

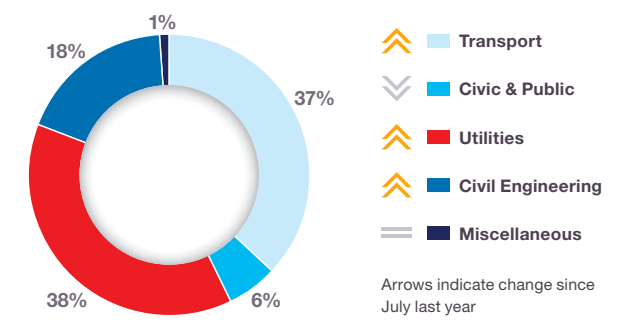
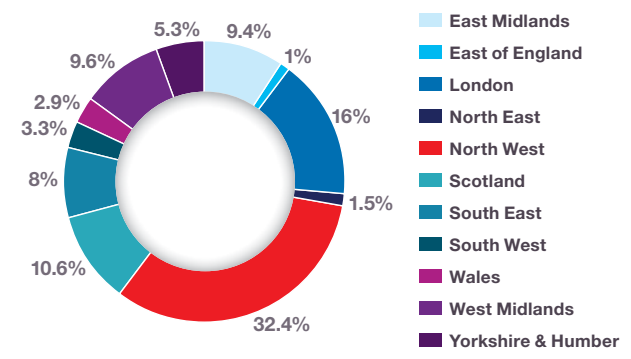
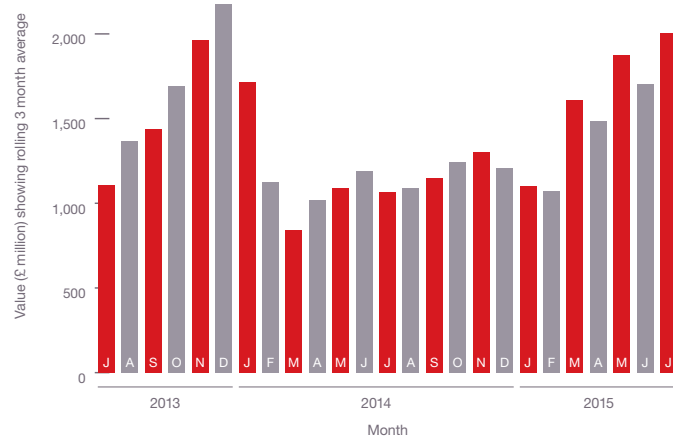
last year's performance and is potentially a boost to overall growth in the construction industry should it continue.

Projects by region

The North West dominated infrastructure contracts in July, accounting for 32.4% of the value awarded, a 24.5% increase on July 2014 (see Fig. 4.2 & 4.4). Two contracts contribute to the region's strong performance in July, the Burbo Bank offshore wind

farm extension valued at £230 million and the M6 Junction 16-19 Managed Motorway valued at £130 million. London was the second most prominent location in July with 16% of contract value, a 12.4% increase from the corresponding month in 2014.

Utilities accounted for 38% of the value of contracts awarded in July, an increase of 1% from July 2014



To navigate just click on the tabs, buttons or page numbers and they will take you directly to your chosen section.

- ABI About Us
- Economic Context
- The Construction Sector
- Residential
- Infrastructure
- Commercial & Retail
- Hotel, Leisure & Sport
- Industrial
- Medical & Health
- Education

Barbour ABI
www.barbour-abi.com

Hinderton Point, Lloyd Drive,
Cheshire Oaks, Cheshire,
CH65 9HQ

T: 0151 353 3500
E: info@barbour-abi.com
@BarbourABI

INFRASTRUCTURE

The map and figures show how the activity has changed since July 2014		↑ +1.5%	Scotland
↑ +3.1%	East Midlands	↓ -21.9%	South East
↓ -6.8%	East of England	↓ -3.6%	South West
↑ +12.4%	London	↓ -0.5%	Wales
↓ -12.6%	North East	↑ +7.3%	West Midlands
↑ +24.5%	North West *HOTTEST REGION*	↓ -3.4%	Yorkshire & Humber

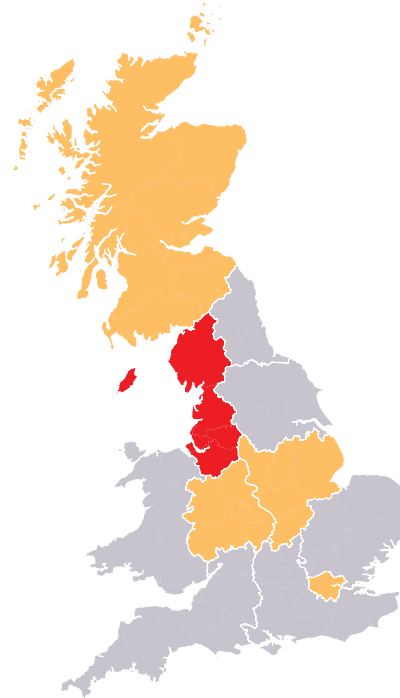


FIG. 4.4

Infrastructure: Change of Activity by Region (since last year)

Source: Barbour ABI

Type of Projects

The Offshore wind farm contract at Burbo Bank, alongside other renewable energy contracts awarded this month, means that utilities is the sub sector with the highest share of contracts awarded. Utilities accounted for 38% of the value of contracts awarded in July, an increase of 1% from July 2014. Continued spending on roads means that transport received 37% of the share of contracts awarded in July, an increase of 9% from last year (see Fig. 4.3).

Outlook

The Summer Budget 2015 announced that it will introduce a roads fund from the proceeds of Vehicle Excise Duty from the year 2020. This is to ensure sustained investment is made in road maintenance. It also committed to publishing a second Roads Investment Strategy for the years 2020-25. Other announcements included plans to extend devolution to the northern regions of England to build on the Northern Powerhouse concept and announced plans to establish Transport for the North (TFN) as a statutory body. Finally, the government plans to extend the Coastal Communities Fund by at least £90 million until 2020/21.

“ The North West dominated infrastructure contracts in July

INFRASTRUCTURE CONTRACT VALUES INCREASE IN JULY

PROJECT IN FOCUS

www.viridor-waste.co.uk



Beddington – 26MW Energy Recovery Facility £200,000,000

County	Surrey
Primary Category Sector	Infrastructure
Government Region	South East
Start Date	July 2015
End Date	July 2018
Contract Award Date	July 2015
Funding	Private
Stage	Contract
Contractor	Lagan Construction Group Limited

AUGUST 2015

To navigate just click on the tabs, buttons or page numbers and they will take you directly to your chosen section.

ABI About Us

Economic Context

The Construction Sector

Residential

Infrastructure

Commercial & Retail

Hotel, Leisure & Sport

Industrial

Medical & Health

Education

Barbour ABI
www.barbour-abi.com

Hinderton Point, Lloyd Drive,
Cheshire Oaks, Cheshire,
CH65 9HQ

T: 0151 353 3500

E: info@barbour-abi.com

@BarbourABI

To navigate just click on the tabs, buttons or page numbers and they will take you directly to your chosen section.

ABI About Us

Economic Context

The Construction Sector

Residential

Infrastructure

Commercial & Retail

Hotel, Leisure & Sport

Industrial

Medical & Health

Education

Barbour ABI
www.barbour-abi.com

Hinderton Point, Lloyd Drive,
Cheshire Oaks, Cheshire,
CH65 9HQ

T: 0151 353 3500

E: info@barbour-abi.com

@BarbourABI

TOP TEN
Key Clients

Aug 2014 – Jul 2015

Rank	Company Name	Address	Telephone	Awards	Value (£M)
1	Highways England	123 Buckingham Palace Road, Westminster, London, SW1W 9HA	0845 955 6575	74	1,581
2	Transport Scotland	Buchanan House, 58 Port Dundas Road, Glasgow, Strathclyde, G4 0HF	0141 272 7100	9	1,164
3	Aberdeen City Council	Town House, Broad Street, Aberdeen, Grampian, AB10 1AQ	01224 522000	7	1,087
4	Welsh Assembly Government	Cathays Park, Cardiff, South Glamorgan, CF10 3NQ	0300 060 3300	4	820
5	Battersea Power Station Development Company	Battersea Power Station, 188 Kirtling Street, South Lambeth, London, SW8 5BN	020 7501 0688 (CTPS)	1	600
6	Scottish Government	St Andrews House, Regent Road, Edinburgh, Lothian, EH1 3DG	0131 556 8400	1	530
7	Network Rail Infrastructure Limited	Kings Place, 90 York Way, Islington, London, N1 9AG	020 7557 8000	74	342
8	Environment Agency	Block 1 Government Building, Burghill Road, Westbury on Trim, Bristol, North East Somerset, BS10 6BF	03708 506 506	19	233
9	Viridor Waste Management Limited	Viridor House, Priory Bridge Road, Taunton, Somerset, TA1 1AP	01823 721400	1	200
10	TFGM	2 Piccadilly Place, Manchester, Greater Manchester, M1 3BG	0161 244 1000	2	172

TOP TEN
Key Architects

Aug 2014 – Jul 2015

Rank	Company Name	Address	Telephone	Awards	Value (£M)
1	Weston Williamson + Partners	12 Valentine Place, Southwark, London, SE1 8QH	020 7401 8877	1	600
2	Garry Stewart Design Associates	Highland House, Office 101 165 The Broadway, Wimbledon, London, SW19 1NE	020 8544 8085	1	200
3	Acanthus LW Architects	Voysey House, Barley Mow Passage, Chiswick, London, W4 4PN	020 8994 2288	1	71
4	Archial Group Plc	Tennyson House, 159-165 Great Portland Street, Westminster, London, W1W 5PA	020 7580 0400	2	60
5	Pascal & Watson Architects	5 Carlson Court, 116 Putney Bridge Road, Putney, London, SW15 2NQ	020 8874 1311(TPS)	13	53
6	URS Limited	Scott House, Alencon Link Basing View, Basingstoke, Hampshire, RG21 7PP	01256 310200 (CTPS)	3	51
7	Hawkins Brown Architects	159 St John Street, City, London, EC1V 4QJ	020 7336 8030	1	50
8	HB Architects	The Triforium, 17 Warwick Street, Rugby, Warwickshire, CV21 3DH	01788 576137	1	40
9	Staffordshire County Council	Number 1 Staffordshire Place, Riverway, Stafford, Staffordshire, ST16 3TJ	0300 111 8000	2	38
10	Atkins	Woodcote Grove, Ashley Road, Epsom, Surrey, KT18 5BW	01372 726140	4	35

TOP TEN
Key Contractors

Aug 2014 – Jul 2015

Rank	Company Name	Address	Telephone	Awards	Value (£M)
1	Aberdeen Roads Limited	North Point, Exploration Drive, Bridge of Don, Aberdeen, Grampian, AB23 8GX	0800 058 8350	5	1,060
2	Vinci Construction UK Limited	Astral House, Imperial Way, Watford, Hertfordshire, WD24 4WW	01923 233433	17	884
3	Costain/Skanska JV	Vanwall Business Park, Vanwall Road, Maidenhead, Berkshire, SL6 4UB	01628 842444 / 01923 842444	2	600
4	Ferrovial Agroman Laing O'Rourke JV	10th Floor, BSI Building, 389 Chiswick High Road, Southwark, London, W4 4AL	020 8750 2100	1	600
5	Balfour Beatty Group Limited	130 Wilton Road, Westminster, London, SW1V 1LQ	020 7216 6800	42	557
6	VolkerWessels UK Limited	Hertford Road, Hoddesdon, Hertfordshire, EN11 9BX	01992 305000	25	254
7	Lagan Construction Group Limited	Rosemount House, 21-23 Sydenham Road, Belfast, Co. Antrim, BT3 9HA	028 9045 5531	1	200
8	Costain and Carillion Joint Venture	Vanwall Business Park, Vanwall Road, Maidenhead, Berkshire, SL6 4UB	01628 842444	1	162
9	Carillion Plc	Carillion House, 84 Salop Street, Wolverhampton, West Midlands, WV3 0SR	01902 422431	9	144
10	Amey Group	The Sherard Building, Edmund Halley Road, Oxford Science Park, Oxford, Oxfordshire, OX4 4DQ	01865 713100	6	131

The ranking tables are compiled from Barbour ABI database and are based on the total value of contracts awarded over the previous 12 month period. The values represent the construction cost of each project.

COMMERCIAL & RETAIL INCREASE IN CONTRACT VALUES IN JULY

To navigate just click on the tabs, buttons or page numbers and they will take you directly to your chosen section.

ABI About Us

Economic Context

The Construction Sector

Residential

Infrastructure

Commercial & Retail

Hotel, Leisure & Sport

Industrial

Medical & Health

Education

Barbour ABI
www.barbour-abi.com

Hinderton Point, Lloyd Drive,
Cheshire Oaks, Cheshire,
CH65 9HQ

T: 0151 353 3500

E: info@barbour-abi.com

@BarbourABI

Contract values in the commercial and retail sector were higher in July as major City of London project reaches contract award stage.

The value of contracts awarded in the commercial and retail sector was £1.3 billion in July based on a three month rolling average (see Fig. 5.1). This is a 10.4% increase from June and an 80% increase from the July 2014 figure. In the three months to July the value of contracts 28.5% higher than the previous three months and 25.6% higher than the same period in 2014, indicating a significant increase activity over the longer term.

Projects by region

The award of the commercially led contract at 22 Bishopsgate in the City meant that London was the main location for commercial construction activity in July 2015. With a project value of £300 million it is one of the highest value commercial projects awarded in recent years. It means that London accounted for 53.4% of the value awarded in July, a 24.3% increase from July 2014 (see Fig. 5.2 & 5.4).

Type of Projects

The 22 Bishopsgate contract also means that offices were the dominant type of project in the sector accounting for 77% of the value of contracts awarded this month, which is 4% higher than July 2014 (see Fig. 5.3).

London was the main location for commercial construction activity in July 2015

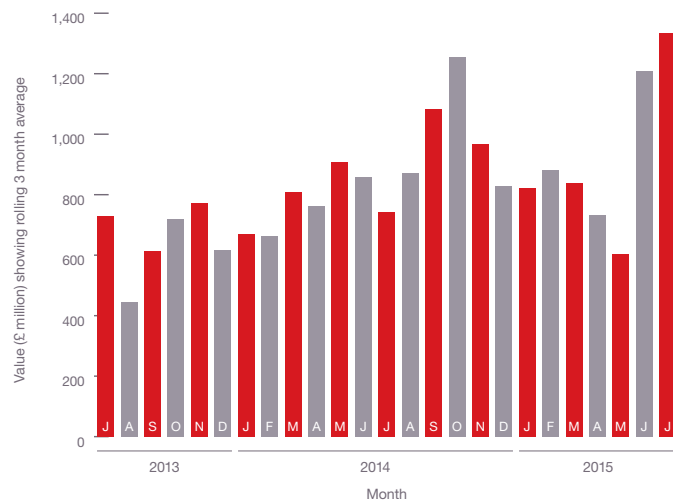


FIG. 5.1 Commercial & Retail: Project Value showing 3 month moving average Source: Barbour ABI

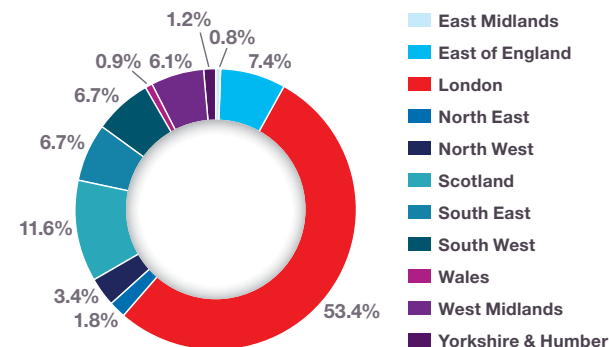


FIG. 5.2 Commercial & Retail: Value of Contracts by Region Source: Barbour ABI

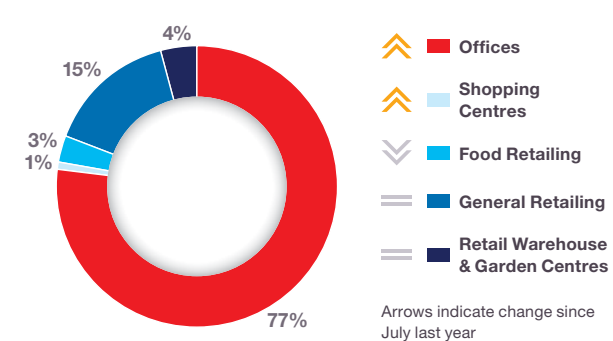


FIG. 5.3 Commercial & Retail: Type of Projects Awarded Source: Barbour ABI

COMMERCIAL & RETAIL

The map and figures show how the activity has changed since July 2014		
↘ -0.5%	Scotland	↘ -0.5%
↘ -3.5%	East Midlands	↘ -5.0%
↗ +3.6%	East of England	↘ -0.7%
↗ +24.3%	London *HOTTEST REGION*	↘ -0.6%
↘ -2.0%	North East	↘ -2.4%
↘ -9.6%	North West	↘ -3.7%
		↘ -0.6%
		↘ -2.4%
		↘ -3.7%



FIG. 5.4

Commercial & Retail: Change of Activity by Region (since last year)

Source: Barbour ABI



“Offices were the dominant type of project this month”

INCREASE IN CONTRACT VALUES IN JULY

PROJECT IN FOCUS



55 Colmore Row Redevelopment £27,000,000

County	West Midlands
Primary Category Sector	Commercial & Retail
Government Region	West Midlands
Start Date	June 2015
End Date	October 2016
Contract Award Date	July 2015
Funding	Private
Stage	Contract
Contractor	Morgan Sindall Limited

AUGUST 2015

To navigate just click on the tabs, buttons or page numbers and they will take you directly to your chosen section.

ABI About Us

Economic Context

The Construction Sector

Residential

Infrastructure

Commercial & Retail

Hotel, Leisure & Sport

Industrial

Medical & Health

Education

Barbour ABI
www.barbour-abi.com

Hinderton Point, Lloyd Drive,
Cheshire Oaks, Cheshire,
CH65 9HQ

T: 0151 353 3500

E: info@barbour-abi.com

@BarbourABI

To navigate just click on the tabs, buttons or page numbers and they will take you directly to your chosen section.

ABI About Us

Economic Context

The Construction Sector

Residential

Infrastructure

Commercial & Retail

Hotel, Leisure & Sport

Industrial

Medical & Health

Education

Barbour ABI
www.barbour-abi.com

Hinderton Point, Lloyd Drive,
Cheshire Oaks, Cheshire,
CH65 9HQ

T: 0151 353 3500

E: info@barbour-abi.com

@BarbourABI

TOP TEN
Key Clients

Aug 2014 – Jul 2015

Rank	Company Name	Address	Telephone	Awards	Value (£M)
1	British Waterways	Brindley Suite, Willow Grange, Church Road, Watford, Hertfordshire, WD17 4QA	01923 226422	1	2,000
2	Battersea Power Station Development Company	Battersea Power Station, 188 Kirtling Street, South Lambeth, London, SW8 5BN	020 7501 0688 (CTPS)	2	601
3	The Crown Estate	16 New Burlington Place, Westminster, London, W1S 2HX	020 7851 5000 (CTPS)	5	452
4	Lipton Rogers Developments LLP	63 Cavendish Square, City, London, W1G 0DT	0207 3757 0575	1	300
5	Argent Estates Limited	11 Brindley Place, 2 Brunswick Square, Birmingham, West Midlands, B1 2LP	0121 643 7799	1	250
6	Stanhope Plc	Norfolk House, 31 St James Square, Westminster, London, SW1Y 4JR	020 7170 1700	2	246
7	Canary Wharf Group PLC	1 Canada Square, Canary Wharf, Poplar, London, E14 5AB	020 7418 2000	3	209
8	Henderson Global Investors	201 Bishopsgate, City, London, EC2M 3AE	020 3727 8000	11	150
9	Saxon Land BV	117 Fenchurch Street, City, London, EC3M 5DY	020 7410 7300	1	150
10	West London & Suburban Property Investments Limited	25 Savile Row, City, London, W1S 2ER	Not Listed	1	125

TOP TEN
Key Architects

Aug 2014 – Jul 2015

Rank	Company Name	Address	Telephone	Awards	Value (£M)
1	Allies & Morrison Urban Practitioners	85 Southwark Street, Southwark, London, SE1 0HX	020 7921 0100	3	2,490
2	Kohn Pederson Fox (International) PA	7a Langley Street, Westminster, London, WC2H 9JA	020 3119 5300	3	2,305
3	Darling Associates	Greencoat House, 1 Greencoat Row, Westminster, London, SW1P 1PQ	020 7630 0500	3	2,041
4	Pelli Clark Pelli Architects	1056 Chapel Street, New Haven, Connecticut, CT06510	00 1203 777 2515	1	2,000
5	Stanton Williams	Diespecker Wharf, 36 Graham Street, Islington, London, N1 8GH	020 7880 6400	1	2,000
6	Glenn Howells Architects	321 Bradford Street, Digbeth, Birmingham, West Midlands, B5 6ET	0121 666 7640 (CTPS)	2	690
7	Wilkinson Eyre Architects	33 Bowling Green Lane, City, London, EC1R 0BJ	020 7608 7900	3	613
8	BDP	16 Brewhouse Yard, Clerkenwell, City, London, EC1V 4LJ	020 7812 8000	9	559
9	Panter Hudspith Architects	4-8 Emerson Street, Southwark, London, SE1 9DU	020 7633 9425	1	440
10	Dixon Jones Limited	2-3 Hanover Yard, Noel Yard, Islington, London, N1 8YA	020 7483 8888	1	440

TOP TEN
Key Contractors

Aug 2014 – Jul 2015

Rank	Company Name	Address	Telephone	Awards	Value (£M)
1	Canary Wharf Group PLC	1 Canada Square, Canary Wharf, Poplar, London, E14 5AB	020 7418 2000	2	2,008
2	Mace Limited	155 Moorgate, City, London, EC2M 6XB	020 3522 3000 (TPS)	20	776
3	Skanska UK	Maple Cross House, Denham Way, Maple Cross, Rickmansworth, Hertfordshire, WD3 9SW	01923 776666	2	601
4	Laing O'Rourke	Bridge Place, Anchor Boulevard, Crossways, Dartford, Kent, DA2 6SN	01322 296200	3	523
5	Brookfield Multiplex Construction Europe Limited	99 Bishopsgate, 2nd Floor, City, London, EC2M 3XD	020 7659 3500	5	476
6	McAlpine Limited	Eaton Court, Maylands Avenue, Hemel Hempstead, Hertfordshire, HP2 7TR	01442 233444	11	341
7	Bowmer & Kirkland Limited	High Edge Court, Heage, Belper, Derbyshire, DE56 2BW	01773 853131	19	326
8	Morgan Sindall Plc	Kent House, 14-17 Market Place, Westminster, London, W1W 8AJ	020 7307 9200	39	322
9	Kier Group PLC	Tempsford Hall, Station Road, Sandy, Bedfordshire, SG19 2BD	01767 640111 (CTPS)	18	289
10	Carillion Plc	Carillion House, 84 Salop Street, Wolverhampton, West Midlands, WV3 0SR	01902 422431	3	258

The ranking tables are compiled from Barbour ABI database and are based on the total value of contracts awarded over the previous 12 month period. The values represent the construction cost of each project.

HOTEL, LEISURE & SPORT SLIGHT DECREASE IN CONTRACT VALUE IN JULY

To navigate just click on the tabs, buttons or page numbers and they will take you directly to your chosen section.

The hotel, leisure & sport sector showed monthly decreases in contract values and there are declines over the longer term indicating a subdued 2015 so far.

Contract award levels in the hotel, leisure & sport sector were £303 million in July, based on a three month rolling average (see Fig. 6.1). This was 0.8% lower than June and 16.7% lower than July 2014. In the three months to July the value of contracts was £1 billion, which was 2.3% lower than the previous three months. This was an increase of 1.4% compared to the same period in 2014 indicating longer term growth over the past year.

Projects by region

The North West was the main location for hotel, leisure & sport contracts this month accounting for 30.4% of the value awarded, a 1.2% increase from July 2014 (see Fig. 6.2 & 6.4). The main reason for the North West's position in July was the award of the Hartshead Regeneration project, which aims to redevelop a former power station in Stalybridge for a range of leisure and residential uses.

Type of Projects

The hotel led regeneration project in Cheshire means that hotel/motels account for the highest proportion of contract value awarded in July. They accounted for 65% of the value awarded in July, a 6% increase on July 2014 (see Fig. 6.3).

Longer term growth over the past year

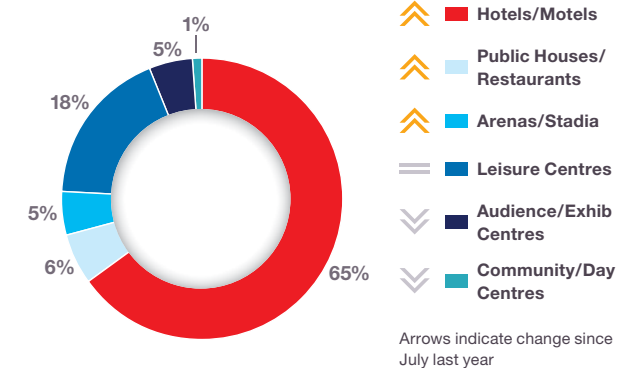
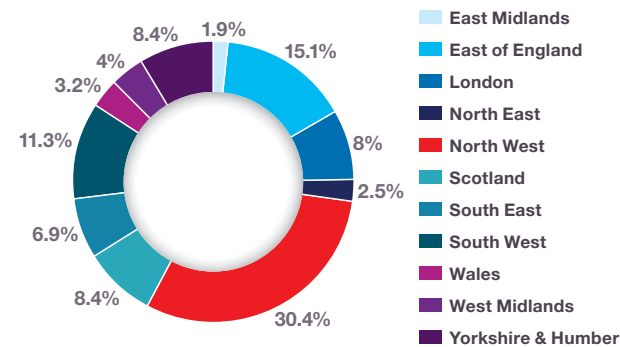
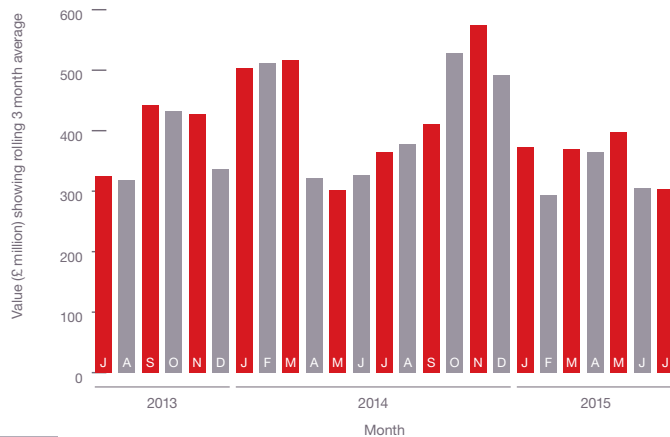


FIG. 6.1 Hotel, Leisure & Sport: Project Value showing 3 month moving average Source: Barbour ABI

FIG. 6.2 Hotel, Leisure & Sport: Value of Contracts by Region Source: Barbour ABI

FIG. 6.3 Hotel, Leisure & Sport: Type of Projects Awarded Source: Barbour ABI

ABI About Us

Economic Context

The Construction Sector

Residential

Infrastructure

Commercial & Retail

Hotel, Leisure & Sport

Industrial

Medical & Health

Education

Barbour ABI
www.barbour-abi.com

Hinderton Point, Lloyd Drive,
Cheshire Oaks, Cheshire,
CH65 9HQ

T: 0151 353 3500

E: info@barbour-abi.com

@BarbourABI

HOTEL, LEISURE & SPORT

The map and figures show how the activity has changed since July 2014

↑ +3.7%	Scotland
↓ -6.7%	East Midlands
↑ +7.7%	East of England *HOTTEST REGION*
↓ -15.2%	London
↑ +2.0%	North East
↑ +1.2%	North West
↓ -5.6%	South East
↑ +6.3%	South West
↑ +1.8%	Wales
↓ -1.3%	West Midlands
↑ +6.1%	Yorkshire & Humber

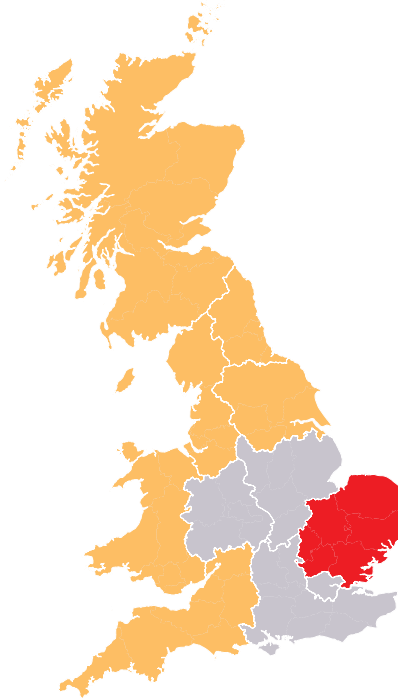


FIG. 6.4

Hotel, Leisure & Sport: Change of Activity by Region (since last year)

Source: Barbour ABI



“ The North West was the main location for contracts this month accounting for 30.4% of the value awarded

SLIGHT DECREASE IN CONTRACT VALUE IN JULY

PROJECT IN FOCUS

www.lrw.co.uk



Stansted Airport Hotel £30,000,000

County	Essex
Primary Category Sector	Hotel, Leisure & Sport
Government Region	East of England
Start Date	June 2015
End Date	February 2017
Contract Award Date	July 2015
Funding	Private
Stage	Contract
Contractor	McAleer & Rushe Limited

AUGUST 2015

To navigate just click on the tabs, buttons or page numbers and they will take you directly to your chosen section.

ABI About Us

Economic Context

The Construction Sector

Residential

Infrastructure

Commercial & Retail

Hotel, Leisure & Sport

Industrial

Medical & Health

Education

Barbour ABI
www.barbour-abi.com

Hinderton Point, Lloyd Drive,
Cheshire Oaks, Cheshire,
CH65 9HQ

T: 0151 353 3500

E: info@barbour-abi.com

@BarbourABI

AUGUST 2015

To navigate just click on the tabs, buttons or page numbers and they will take you directly to your chosen section.

ABI About Us

 Economic Context

 The Construction Sector

 Residential

 Infrastructure

 Commercial & Retail

 Hotel, Leisure & Sport

 Industrial

 Medical & Health

 Education

Barbour ABI
www.barbour-abi.com

Hinderton Point, Lloyd Drive,
Cheshire Oaks, Cheshire,
CH65 9HQ

T: 0151 353 3500

E: info@barbour-abi.com

 @BarbourABI

TOP TEN
Key Clients

Aug 2014 – Jul 2015

Rank	Company Name	Address	Telephone	Awards	Value (£M)
1	All England Lawn Tennis and Croquet Club	Church Road, Wimbledon, London, SW19 5AE	020 8944 1066	2	160
2	Radisson Edwardian Hotels Limited	140 Bath Road, Hayes, Middlesex, UB3 5AW	020 8759 6311	2	150
3	Berkeley Group Plc/St James Group	Berkeley House, 19 Portsmouth Road, Cobham, Surrey, KT11 1JG	020 3675 1502	2	142
4	Galliard Construction Limited	Sterling House, Langston Road, Loughton, Essex, IG10 3TS	020 8418 1000	2	104
5	P Casey Enviro Limited	Morleys Quarry, Morleys Hall, Astley, Tyldesley, Manchester, Greater Manchester, M29 7EW	01942 603764	1	100
6	Soho House Limited	40 Greek Street, Westminster, London, W1D 4EB	0207 851 2300	2	88
7	Capital Construction & Development Limited	Herschel House, 58 Herschel Street, Slough, Berkshire, SL1 1PG	Not Listed	1	80
8	Premier Inn London Putney Bridge Hotel	3 Putney Bridge Approach, Fulham, London, SW6 3JD	0871 527 8674	31	77
9	Liverpool Football Club	Anfield Road, Liverpool, Merseyside, L4 0TH	0843 170 5555 / 0151 263 2361	2	76
10	4C Hotels	13 Wadham Gardens, City, London, NW3 3DN	020 7419 1839	1	60

TOP TEN
Key
Architects

Aug 2014 – Jul 2015

Rank	Company Name	Address	Telephone	Awards	Value (£M)
1	EPR Architects	21 Douglas Street, Barnet, London, SW1P4PE	020 7834 4411	5	214
2	Woods Bagot	46-48 Foley Street, Westminster, London, W1W 7TY	020 7637 6880 (CTPS)	2	170
3	Grimshaw & Partners Limited	57 Clerkenwell Road, Westminster, London, EC1M 5NG	020 7291 4141	2	151
4	Simpson Architects	5-8 Roberts Place, City, London, EC1R 0BB	020 7549 4000 (CTPS)	1	140
5	Axiom Architects	Brooklands Yard, Southover High Street, Lewes, East Sussex, BN7 1HU	01273 479269 (TPS)	27	104
6	Dexter Moren Associates	57d Jamestown Road, Camden Town, London, NW1 7DB	020 7267 4440	5	91
7	KSS Group Limited	1 James Street, Westminster, London, W1U 1DR	020 7907 2222	1	75
8	3D Reid (Architects) Limited	45 West Nile Street, Glasgow, Strathclyde, G1 2PT	0345 271 6350	10	71
9	Leach Rhodes & Walker LLP	West Riverside, New Bailey Street, Manchester, Greater Manchester, M3 5AA	0161 833 0211	3	71
10	Holmes Miller	89 Minerva Street, Glasgow, Strathclyde, G3 8LE	0141 204 2080	3	59

TOP TEN
Key
Contractors

Aug 2014 – Jul 2015

Rank	Company Name	Address	Telephone	Awards	Value (£M)
1	Brookfield Multiplex Construction Europe Limited	99 Bishopsgate, 2nd Floor, City, London, EC2M 3XD	020 7659 3500	1	140
2	ISG	Aldgate House, 33 Aldgate High Street, City, London, EC3N 1AG	020 7247 1717	17	140
3	Bay Construct Limited	64 Clerkenwell Road, Islington, London, EC1M 5PX	0203 714 7390	3	108
4	P Casey Enviro Limited	Morleys Quarry, Morleys Hall, Astley, Tyldesley, Manchester, Greater Manchester, M29 7EW	01942 603764	1	100
5	Willmott Dixon Construction Limited	Spirella 2, Icknield Way, Letchworth Garden City, Hertfordshire, SG6 4GY	01462 671852 (CTPS)	14	91
6	Ardmore Construction Limited	Byrne House, Jeffreys Road, Brimsdown, Enfield, Middlesex, EN3 7UB	020 8344 0300	1	80
7	McAlear & Rushe Limited	17-19 Dungannon Road, Cookstown, County Tyrone, BT80 8TL	028 8676 3741 (CTPS)	6	78
8	Bowmer & Kirkland Limited	High Edge Court, Heage, Belper, Derbyshire, DE56 2BW	01773 853131	7	77
9	Carillion Plc	Carillion House, 84 Salop Street, Wolverhampton, West Midlands, WV3 0SR	01902 422431	1	75
10	HOC UK Limited	Jubilee House, Townsend Lane, City, London, NW9 8TZ	020 8200 5873	3	74

The ranking tables are compiled from Barbour ABI database and are based on the total value of contracts awarded over the previous 12 month period. The values represent the construction cost of each project.

INDUSTRIAL

ACTIVITY DECREASES IN THE INDUSTRIAL SECTOR THIS MONTH

To navigate just click on the tabs, buttons or page numbers and they will take you directly to your chosen section.

ABI About Us

Economic Context

The Construction Sector

Residential

Infrastructure

Commercial & Retail

Hotel, Leisure & Sport

Industrial

Medical & Health

Education

Barbour ABI
www.barbour-abi.com

Hinderton Point, Lloyd Drive,
Cheshire Oaks, Cheshire,
CH65 9HQ

T: 0151 353 3500

E: info@barbour-abi.com

@BarbourABI

The industrial sector experienced a decrease in contract value awarded in July but the value of work is still significantly higher than the same time in 2014.

Activity in the industrial sector decreased in July with the value of contracts awarded at £714 million, based on a three month rolling average (see Fig. 7.1). This equates to a decrease of 4.2% on the value in June but is 91.1% above the figure recorded this time last year. In the three months to July the total value of contracts was £1.9 billion which was 8.2% higher the previous three months and 90.4% higher than the same quarter last year. This indicates the comparatively strong performance the sector has been experiencing in recent months.

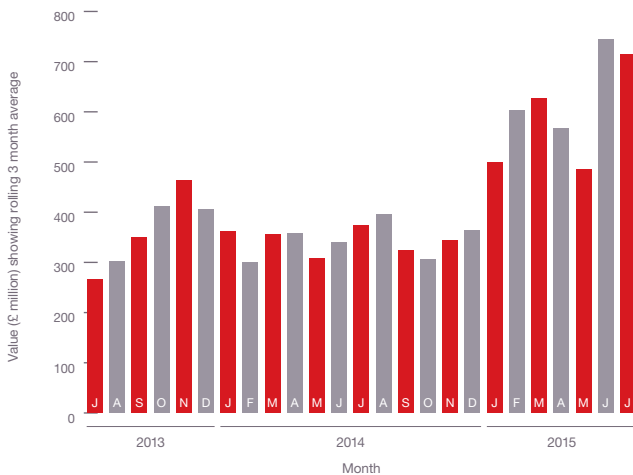


FIG. 7.1

Industrial: Project Value showing 3 month moving average

Source: Barbour ABI

Projects by region

Due to the award of the London Taxi Corporation manufacturing facility in Coventry, the West Midlands recorded the highest value of activity in July with 33.2% of the contracts awarded, an increase of 26.6% on July 2014. The East Midlands had the next highest proportion of activity, accounting for 25.8% of contract award value, an increase of 20.8% on the corresponding month last year (see Fig. 7.2 & 7.4). The award of the contract to construct

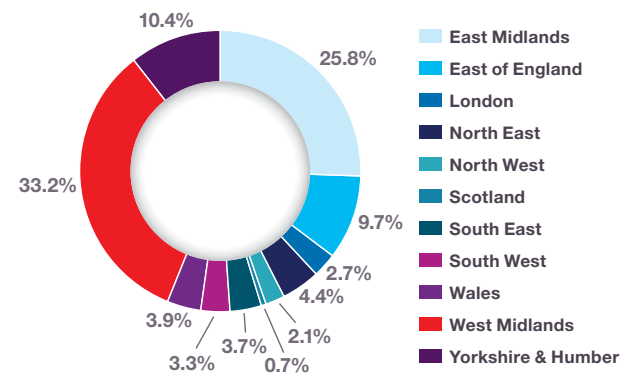


FIG. 7.2

Industrial: Value of Contracts by Region

Source: Barbour ABI

an Aldi Distribution Centre in Derby, valued at £60 million was the major contributor to the contract value in the region in July.

Type of Projects

The types of project awarded in the sector were predominantly heavy industrial which accounted for 43% of contract values, an increase of 30% from July 2014. Warehouse/storage projects had the second highest proportion of contracts by value in July accounting for 41% of contract value, albeit this was a decrease of 17% from July 2014 (see Fig. 7.3).

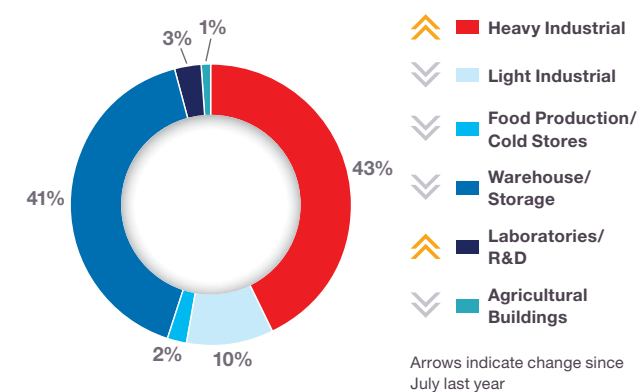


FIG. 7.3

Industrial: Type of Projects Awarded

Source: Barbour ABI

Arrows indicate change since July last year

INDUSTRIAL

The map and figures show how the activity has changed since July 2014

↘ -5.8%	Scotland
↗ +20.8%	East Midlands
↘ -4.9%	South East
↘ -34.6%	East of England
↗ +0.7%	South West
↘ -4.4%	London
↗ +2.3%	Wales
↘ -2.1%	North East
↗ +26.0%	West Midlands *HOTTEST REGION*
↘ -4.2%	North West
↗ +6.2%	Yorkshire & Humber

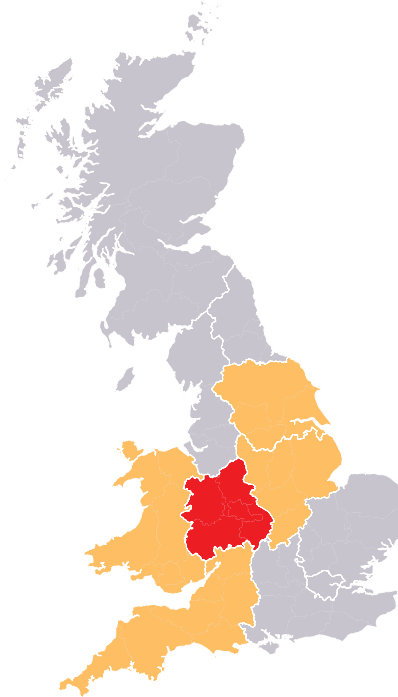



FIG. 7.4

Industrial: Change of Activity by Region (since last year)

Source: Barbour ABI



“ The West Midlands recorded the highest value of activity in July with 33.2% of the contracts awarded ”

ACTIVITY DECREASES IN THE INDUSTRIAL SECTOR THIS MONTH

PROJECT IN FOCUS

www.bhp-design.co.uk



London Taxi Corporation Manufacturing Facility – Ansty Park £150,000,000

County	West Midlands
Primary Category Sector	Industrial
Government Region	West Midlands
Start Date	June 2015
End Date	June 2017
Contract Award Date	July 2015
Funding	Private
Stage	Subcontract
Contractor	Winvic Construction

AUGUST 2015

To navigate just click on the tabs, buttons or page numbers and they will take you directly to your chosen section.

ABI About Us

Economic Context

The Construction Sector

Residential

Infrastructure

Commercial & Retail

Hotel, Leisure & Sport

Industrial

Medical & Health

Education

Barbour ABI
www.barbour-abi.com

Hinderton Point, Lloyd Drive,
Cheshire Oaks, Cheshire,
CH65 9HQ

T: 0151 353 3500

E: info@barbour-abi.com

@BarbourABI

AUGUST 2015

To navigate just click on the tabs, buttons or page numbers and they will take you directly to your chosen section.

ABI About Us

 Economic Context

 The Construction Sector

 Residential

 Infrastructure

 Commercial & Retail

 Hotel, Leisure & Sport

 Industrial

 Medical & Health

 Education

Barbour ABI
www.barbour-abi.com

Hinderton Point, Lloyd Drive,
Cheshire Oaks, Cheshire,
CH65 9HQ

T: 0151 353 3500

E: info@barbour-abi.com

 @BarbourABI

TOP TEN
Key Clients

Aug 2014 – Jul 2015

Rank	Company Name	Address	Telephone	Awards	Value (£M)
1	BP Exploration	Farburn Industrial Estate, Aberdeen, Grampian, AB21 7PB	01224 832000	1	500
2	BAE Systems Marine Limited	Bridge Road, Barrow in Furness, Cumbria, LA14 1AF	01229 823366	3	365
3	AstraZeneca	2 Kingdom Street, City, London, W2 6BD	020 7604 8000	1	300
4	Aldi Stores Limited	Holly Lane, Atherstone, Warwickshire, CV9 2SQ	01827 711800	3	200
5	The London Taxi Company	Holyhead Road, Coventry, West Midlands, CV5 8JJ	024 7657 2000	1	150
6	Sellafield Limited	Hinton House, Birchwood Park Avenue, Warrington, Cheshire, WA3 6GR	01925 832000	1	150
7	Institute Of Animal Health	Compton, Newbury, Berkshire, RG20 7NU	01635 578888	2	140
8	Barwood Developments Limited	Grange Park Court, Roman Way, Grange Park, Northampton, Northamptonshire, NN4 5EA	0870 167 7600	3	124
9	Uniserve Group	Upminster Court, Hall Lane, Upminster, Essex, RM14 1AL	01708 259400	2	110
10	Goodman International	Nelson House, Central Boulevard, Blythe Valley Park, Solihull, West Midlands, B90 8BG	0121 506 8100	8	109

TOP TEN
Key Architects

Aug 2014 – Jul 2015

Rank	Company Name	Address	Telephone	Awards	Value (£M)
1	BDP	16 Brewery Yard, Clerkenwell, City, London, EC1V 4LJ	020 7812 8000	1	300
2	Herzog & de Meuron UK Limited	65 Clerkenwell Road, City, London, EC1R 5BL	020 7025 2960	1	300
3	Stephen George & Partners	170 London Road, Leicester, Leicestershire, LE2 1ND	0116 247 0557	14	244
4	RPS Group Plc	20 Western Avenue, Milton Park, Abingdon, Oxfordshire, OX14 4SH	01235 821888	10	203
5	DSP Architects	216 Fort Dunlop, Fort Parkway, Birmingham, West Midlands, B24 9FD	0121 747 1943	3	200
6	UMC Architects	Newark Beacon Office Park, Cassereta Way, Nottingham, Nottinghamshire, NG24 2TN	01636 653027	10	196
7	BHP Design LLP	Suite 2f, St Georges Court, 1 Albion Street, Birmingham, West Midlands, B1 3AH	0121 314 6618	1	150
8	Michael Sparks Associates	11 Plato Place, St Dionis Road, Fulham, London, SW6 4TU	020 7736 6162	10	149
9	Smith Carter	1600 Buffalo Place, Winnipeg MB, Canada	+1 204 477 1260	2	140
10	PHP Architects	The Old Rectory, 31 Rectory Lane, Milton Malsor, Northampton, Northamptonshire, NN7 3AQ	01604 858916	6	140

TOP TEN
Key Contractors

Aug 2014 – Jul 2015

Rank	Company Name	Address	Telephone	Awards	Value (£M)
1	Winvic Construction	19 Tenter Road, Moulton Park, Northampton, Northamptonshire, NN3 6PZ	01604 678960 (CTPS)	20	523
2	Petrofac	Bridge View, 1 North Esplanade West, Aberdeen, Aberdeenshire, AB11 5QF	01224 247000 (TPS)	1	500
3	Skanska UK	Maple Cross House, Denham Way, Maple Cross, Rickmansworth, Hertfordshire, WD3 9SW	01923 776666	1	300
4	McLaren Construction Limited	McLaren House, 100 Kings Road, Brentwood, Essex, CM14 4EA	01277 205800	13	281
5	Buckingham Group Contracting Limited	Blackpit Farm, Silverstone Road, Stowe, Buckingham, Buckinghamshire, MK18 5LJ	01280 823355	11	269
6	Bowmer & Kirkland Limited	High Edge Court, Heage, Belper, Derbyshire, DE56 2BW	01773 853131	7	200
7	Shepherd Construction Limited	Frederick House, Fulford Road, York, North Yorkshire, YO10 4EA	01904 634431	3	170
8	DSP Architects	216 Fort Dunlop, Fort Parkway, Birmingham, West Midlands, B24 9FD	0121 747 1943	2	150
9	M & W UK	Unit A2, Metheun South, Bath Road, Chippenham, Wiltshire, SN14 0GT	01249 455150	1	150
10	Kier Group PLC	Tempsford Hall, Station Road, Sandy, Bedfordshire, SG19 2BD	01767 640111 (CTPS)	9	99

The ranking tables are compiled from Barbour ABI database and are based on the total value of contracts awarded over the previous 12 month period. The values represent the construction cost of each project.

MEDICAL & HEALTH

LARGE DECREASE IN VALUE OF CONTRACTS IN JULY

To navigate just click on the tabs, buttons or page numbers and they will take you directly to your chosen section.

The monthly value of medical & health contracts decreased in July and were significantly below the values for July 2014.

Levels of activity in the medical & health sector decreased 21.8% in July 2015 compared to June, with the total value of contracts awarded £124 million based on a three month rolling average (see Fig. 8.1). This is 7.9% lower than the values in July 2014. In the three months to July the value of contracts decreased by 19.2% on the previous three months, and was 23.7% lower than the same period in 2014 indicating a longer term decrease in the value of contracts awarded in the sector.

Projects by region

Wales was the main location of development in the sector this month capturing 24.3% of activity, an increase of 13.9% from July 2014 (see Fig. 8.2 & 8.4). One project in particular contributes to Wales's strong share of contracts in July. A contract to construct the Cardigan Integrated Health Centre in Dyfed valued at £20 million is the two projects with the highest value.

Type of Projects

Public hospitals accounted for 56% of the contracts awarded in July 2015, although this was a decrease from the 64% share it had in July 2014. Hospices, nursing and psychiatric homes accounted for 25% of value awarded while surgeries, health and medical centres accounted for 18% of the value (see Fig. 8.3).

“Wales was the main location of development this month”

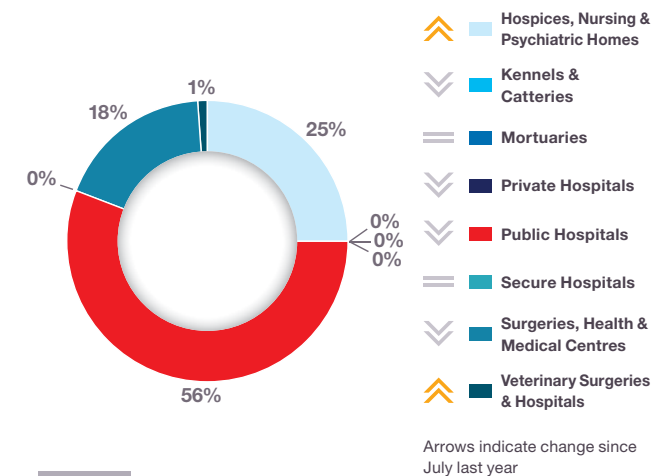
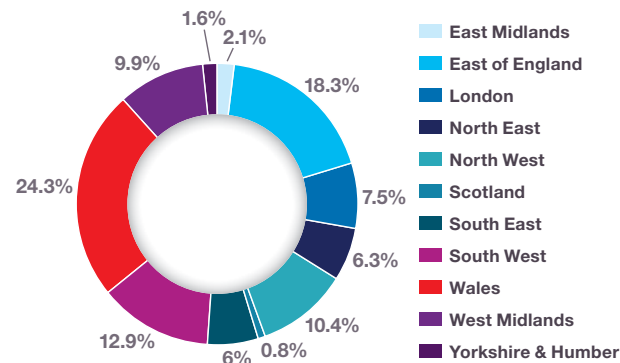


FIG. 8.1 Medical & Health: Project Value showing 3 month moving average Source: Barbour ABI

FIG. 8.2 Medical & Health: Value of Contracts by Region Source: Barbour ABI

FIG. 8.3 Medical & Health: Type of Projects Awarded Source: Barbour ABI

- ABI About Us
- Economic Context
- The Construction Sector
- Residential
- Infrastructure
- Commercial & Retail
- Hotel, Leisure & Sport
- Industrial
- Medical & Health
- Education

MEDICAL & HEALTH

The map and figures show how the activity has changed since July 2014		-6.5%	Scotland
-2.9%	East Midlands	-1.3%	South East
+15.5%	East of England *HOTTEST REGION*	+7.4%	South West
-19.6%	London	+13.9%	Wales
+5.1%	North East	+3.2%	West Midlands
-2.9%	North West	-11.7%	Yorkshire & Humber

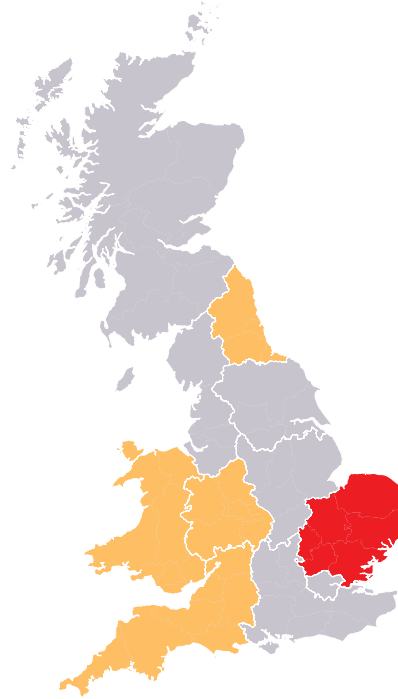


FIG. 8.4

Medical & Health: Change of Activity by Region (since last year)

Source: Barbour ABI

Outlook

The Summer Budget 2015 commits to increasing NHS funding in England by £10 billion in real terms by 2020/21, above 2014/15 levels. This suggests that this sector will improve in the medium term but how much of this is available for capital projects remains to be seen.

“Levels of activity in the medical & health sector decreased 21.8% in July 2015 compared to June



LARGE DECREASE IN VALUE OF CONTRACTS IN JULY

PROJECT IN FOCUS

www.hunters.co.uk



Cotswold Water Park Dementia Care Home £3,000,000

County	Gloucestershire
Primary Category Sector	Medical & Health
Government Region	South West
Start Date	October 2015
End Date	October 2016
Contract Award Date	July 2015
Funding	Private
Stage	Contract
Contractor	Stepnell Limited

AUGUST 2015

To navigate just click on the tabs, buttons or page numbers and they will take you directly to your chosen section.

ABI About Us

Economic Context

The Construction Sector

Residential

Infrastructure

Commercial & Retail

Hotel, Leisure & Sport

Industrial

Medical & Health

Education

Barbour ABI
www.barbour-abi.com

Hinderton Point, Lloyd Drive,
Cheshire Oaks, Cheshire,
CH65 9HQ

T: 0151 353 3500

E: info@barbour-abi.com

@BarbourABI

To navigate just click on the tabs, buttons or page numbers and they will take you directly to your chosen section.

ABI About Us

Economic Context

The Construction Sector

Residential

Infrastructure

Commercial & Retail

Hotel, Leisure & Sport

Industrial

Medical & Health

Education

Barbour ABI
www.barbour-abi.com

Hinderton Point, Lloyd Drive,
Cheshire Oaks, Cheshire,
CH65 9HQ

T: 0151 353 3500

E: info@barbour-abi.com

@BarbourABI

TOP TEN
Key Clients

Aug 2014 – Jul 2015

Rank	Company Name	Address	Telephone	Awards	Value (£M)
1	Dumfries & Galloway Health Board	Crichton Royal Hospital, Dumfries, Dumfries and Galloway, DG1 4TG	01387 244000	1	200
2	Aneurin Bevan Health Board	Mamhilad House, Block A, Mamhilad Park Estate, Pontypool, Gwent, NP4 0YP	01873 732732 (CTPS)	1	180
3	Royal Infirmary of Edinburgh NHS Trust	51 Little France Crescent, Old Dalkeith Road, Edinburgh, Lothian, EH16 4SA	0131 536 1000 (CTPS)	2	151
4	Papworth Hospital NHS Trust	Papworth Hospital, Papworth Everard, Cambridge, Cambridgeshire, CB23 3RE	01480 830541	1	140
5	Royal Liverpool and Broadgreen Hospital NHS Trust	Prescot Street, Liverpool, Merseyside, L7 8XP	0151 706 2000	7	135
6	Spire Healthcare Limited	PO Box 62647, 120 Holborn, City, London, EC1P 1JH	0800 169 1777	3	88
7	University of Glasgow	Gilbert Scott Building, University Avenue, Glasgow, Strathclyde, G12 8QQ	0141 330 2000 (TPS)	3	79
8	Birmingham Women's NHS Foundation Trust	Metchley Park Road, Edgbaston, Birmingham, West Midlands, B15 2TG	0121 472 1377	1	75
9	The Trustees of the London Clinic	20 Devonshire Place, Westminster, London, W1G 6BW	020 7935 4444	1	55
10	Department Of Health	Richmond House, 79 Whitehall, Westminster, London, SW1A 2NS	020 7210 4850	10	49

TOP TEN
Key Architects

Aug 2014 – Jul 2015

Rank	Company Name	Address	Telephone	Awards	Value (£M)
1	Keppie Design	160 West Regent Street, Glasgow, Strathclyde, G2 4RL	0141 204 0066	6	225
2	BDP	16 Brewhouse Yard, Clerkenwell, City, London, EC1V 4LJ	020 7812 8000	3	203
3	Devereux Architects Limited	Zeeta House, 200 Upper Richmond Road, Putney, London, SW15 2SH	020 8780 1800	6	180
4	IBI Group	Princes Manor Barn, Reading Road, Harwell, Oxford, Oxfordshire, OX11 0LU	01235 820222 (TPS)	11	159
5	HLM Architects	46 Loman Street, Southwark, London, SE1 0EH	020 7921 4800	1	150
6	HOK International Limited	Qube, 90 Whitfield Street, Westminster, London, W1T 4EZ	020 7636 2006	1	140
7	P & HS Architects	The Old Station, Station Road, Stokesley, Middlesbrough, Cleveland, TS9 7AB	01642 712684	15	124
8	Gilling Dod Architects	The Cruck Barn, Duxbury Park, Chorley, Lancashire, PR7 4AT	01257 260070	12	87
9	Halliday Meecham Partnership	111 Piccadilly, Manchester, Greater Manchester, M1 2HY	0161 661 5566	2	81
10	Boswell Mitchell & Johnston	The Hub, 70 Pacific Quay, Glasgow, Strathclyde, G51 1DZ	0141 271 3200	2	76

TOP TEN
Key Contractors

Aug 2014 – Jul 2015

Rank	Company Name	Address	Telephone	Awards	Value (£M)
1	Laing O'Rourke	Bridge Place, Anchor Boulevard, Crossways, Dartford, Kent, DA2 6SN	01322 296200	8	466
2	Kier Group PLC	Tempsford Hall, Station Road, Sandy, Bedfordshire, SG19 2BD	01767 640111 (CTPS)	25	253
3	Brookfield Multiplex Construction Europe Limited	99 Bishopsgate, 2nd Floor, City, London, EC2M 3XD	020 7659 3500	7	170
4	Skanska UK	Maple Cross House, Denham Way, Maple Cross, Rickmansworth, Hertfordshire, WD3 9SW	01923 776666	3	141
5	Interserve Plc	Interserve House, Ruscombe Park, Twyford, Reading, Berkshire, RG10 9JU	0118 932 0123 (CTPS)	19	121
6	Willmott Dixon Construction Limited	Spirella 2, Icknield Way, Letchworth Garden City, Hertfordshire, SG6 4GY	01462 671852 (CTPS)	8	119
7	BAM Construction	Breakspear Park, Breakspear Way, Hemel Hempstead, Hertfordshire, HP2 4FL	01442 238300	6	116
8	Vinci Construction UK Limited	Astral House, Imperial Way, Watford, Hertfordshire, WD24 4WW	01923 233433	8	104
9	Galliford Try Construction	2 Cowley Business Park, High Street, Cowley, Uxbridge, Middlesex, UB8 2AD	01895 855000	8	89
10	Bouygues UK Limited	Elizabeth House, 39 York Road, Southwark, London, SE1 7NQ	020 7401 0020	1	45

The ranking tables are compiled from Barbour ABI database and are based on the total value of contracts awarded over the previous 12 month period. The values represent the construction cost of each project.

EDUCATION

INCREASE IN THE VALUE OF CONTRACTS IN JULY

To navigate just click on the tabs, buttons or page numbers and they will take you directly to your chosen section.

Contract values in the education sector increased in July although activity is lower than this time last year.

The value of contracts awarded in the education sector was £666 million in July based on a three month rolling average, a 6.9% increase from June (see Fig. 9.1). This figure was 6.8% lower than July 2014 indicating a slight decrease in activity compared to the same time last year. The values of contract awards in the three months to July were 1.3% lower than the previous three months, showing a slight decline in activity this year.

Projects by region

London accounted for the largest proportion of contracts awarded in July, with 18.2% of the value awarded. This was a 3.1% increase on the equivalent month in 2014 (see Fig. 9.2 & 9.4). A contract to redevelop the Buxton School in Leytonstone, part of the Priority Schools Building Programme, was the highest value contract in London in July worth £24 million. The South East witnessed

the second highest proportion of contracts in July accounting for 16.8% of contract value, a 7.1% increase from last year. The highest value contract awarded in the region in July was the Oxford University Amenities Building valued at £40 million.

“The values of contract awards in the three months to July were 1.3% lower than the previous three months”

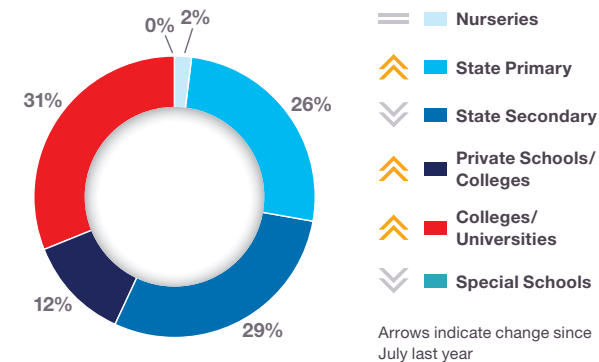
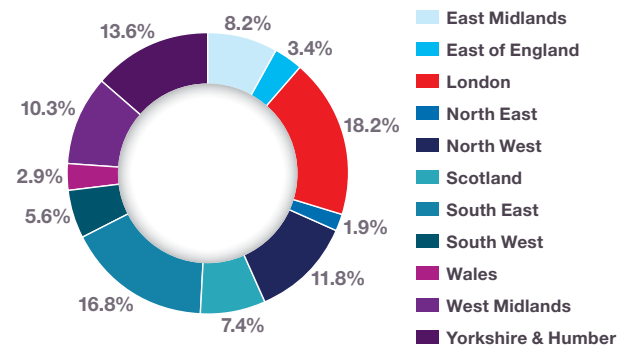
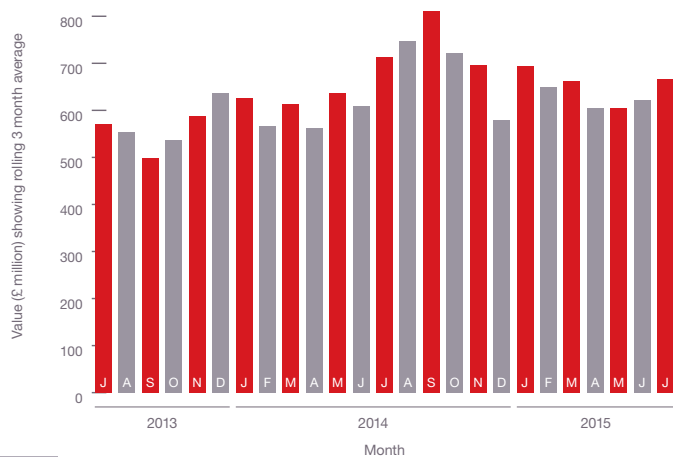


FIG. 9.1 Education: Project Value showing 3 month moving average Source: Barbour ABI

FIG. 9.2 Education: Value of Contracts by Region Source: Barbour ABI

FIG. 9.3 Education: Type of Projects Awarded Source: Barbour ABI

- ABI About Us
- Economic Context
- The Construction Sector
- Residential
- Infrastructure
- Commercial & Retail
- Hotel, Leisure & Sport
- Industrial
- Medical & Health
- Education

EDUCATION

The map and figures show how the activity has changed since July 2014		-6.3%	Scotland
-2.3%	East Midlands	+7.1%	South East *HOTTEST REGION*
-8.4%	East of England	+1.3%	South West
+3.1%	London	-4.9%	Wales
-1.7%	North East	+2.4%	West Midlands
+3.5%	North West	+6.2%	Yorkshire & Humber



FIG. 9.4

Education: **Change of Activity by Region** (since last year)

Source: Barbour ABI

Type of Projects

Colleges/universities were the sub sector with the largest proportion of contracts in July 2015 accounting for 31% of total value awarded. This was a 5% increase on the proportion in July 2014 (see Fig. 9.3).



“ London accounted for the largest proportion of contracts awarded in July, with 18.2% of the value awarded

INCREASE IN THE VALUE OF CONTRACTS IN JULY

PROJECT IN FOCUS

www.adp-architecture.com



Workington Academy – Stainburn School and Science College £20,000,000

County	Cumbria
Primary Category Sector	Education
Government Region	North West
Start Date	August 2015
End Date	August 2017
Contract Award Date	July 2015
Funding	Public
Stage	Contract
Contractor	Sir Robert McAlpine Limited

AUGUST 2015

To navigate just click on the tabs, buttons or page numbers and they will take you directly to your chosen section.

ABI About Us

Economic Context

The Construction Sector

Residential

Infrastructure

Commercial & Retail

Hotel, Leisure & Sport

Industrial

Medical & Health

Education

Barbour ABI
www.barbour-abi.com

Hinderton Point, Lloyd Drive,
Cheshire Oaks, Cheshire,
CH65 9HQ

T: 0151 353 3500

E: info@barbour-abi.com

@BarbourABI

To navigate just click on the tabs, buttons or page numbers and they will take you directly to your chosen section.

ABI About Us

Economic Context

The Construction Sector

Residential

Infrastructure

Commercial & Retail

Hotel, Leisure & Sport

Industrial

Medical & Health

Education

Barbour ABI
www.barbour-abi.com

Hinderton Point, Lloyd Drive,
Cheshire Oaks, Cheshire,
CH65 9HQ

T: 0151 353 3500

E: info@barbour-abi.com

@BarbourABI

TOP TEN
Key Clients

Aug 2014 – Jul 2015

Rank	Company Name	Address	Telephone	Awards	Value (£M)
1	Department For Education	Castle View House, East Lane, Runcorn, Cheshire, WA7 2AA	0370 000 2288	88	884
2	University of Manchester	Oxford Road, Manchester, Greater Manchester, M13 9PL	0161 306 6000	13	266
3	Imperial College London	Estates Division, South Kensington Campus, Exhibition Road, South Kensington, London, SW7 2DB	020 7589 5111 (CTPS)	3	152
4	University of Oxford	The Malthouse, Tidmarsh Lane, Oxford, Oxfordshire, OX1 1NQ	01865 270000 (CTPS)	9	111
5	University of Cambridge	74 Trumpington Street, Cambridge, Cambridgeshire, CB2 1RW	01223 337770 (CTPS)	10	96
6	Kent County Council	County Hall, County Road, Maidstone, Kent, ME14 1XQ	03000 414141	29	91
7	Dumfries & Galloway Council	Militia House, English Street, Dumfries, Dumfries and Galloway, DG1 2HR	0303 333 3000	7	86
8	University of Edinburgh	The Old College, South Bridge, Edinburgh, Lothian, EH8 9YL	0131 650 1000	12	81
9	Cambridgeshire County Council	Castle Court, Shire Hall, Castle Hill, Cambridge, Cambridgeshire, CB3 0AP	0345 0455 200	10	76
10	University of the West of England	Frenchay Campus, Coldharbour Lane, Bristol, Avon, BS16 1QY	0117 965 6261	5	66

TOP TEN
Key Architects

Aug 2014 – Jul 2015

Rank	Company Name	Address	Telephone	Awards	Value (£M)
1	Stride Treglown Limited	Promenade House, The Promenade, Clifton Down, Bristol, Avon, BS8 3NE	0117 974 3271 (TPS)	35	282
2	Atkins	Woodcote Grove, Ashley Road, Epsom, Surrey, KT18 5BW	01372 726140	31	274
3	Penoyre & Prasad Architects	28-42 Banner Street, City, London, EC1Y 8QE	020 7250 3477	3	252
4	Mecanoo Architecten	Oude Delft 203, 2611 HD Delft, Holland	+31 15 2798100	1	225
5	AHR	Norwich Union House, High Street, Huddersfield, West Yorkshire, HD1 2LR	01484 537411 (TPS)	45	206
6	Bond Bryan Partnership	The Congregational Church, The Church Studio, Springvale Road, Sheffield, South Yorkshire, S10 1LP	0114 266 2040 (TPS)	28	180
7	BDP	16 Brewhouse Yard, Clerkenwell, City, London, EC1V 4LJ	020 7812 8000	12	164
8	HLM Architects	46 Loman Street, Southwark, London, SE1 0EH	020 7921 4800	23	159
9	PLP Architecture	2 Seething Lane, City, London, EC3N 4AT	020 3006 3900	1	150
10	Aukett Swanke	25 Christopher Street, City, London, EC2A 2BS	020 7454 8200	1	150

TOP TEN
Key Contractors

Aug 2014 – Jul 2015

Rank	Company Name	Address	Telephone	Awards	Value (£M)
1	Galliford Try Construction	2 Cowley Business Park, High Street, Cowley, Uxbridge, Middlesex, UB8 2AD	01895 855000	73	472
2	Morgan Sindall Plc	Kent House, 14-17 Market Place, Westminster, London, W1W 8AJ	020 7307 9200	82	472
3	Kier Group PLC	Tempsford Hall, Station Road, Sandy, Bedfordshire, SG19 2BD	01767 640111 (CTPS)	87	463
4	Willmott Dixon Construction Limited	Spirella 2, Icknield Way, Letchworth Garden City, Hertfordshire, SG6 4GY	01462 671852 (CTPS)	58	394
5	BAM Construction	Breakspear Park, Breakspear Way, Hemel Hempstead, Hertfordshire, HP2 4FL	01442 238300	29	368
6	Interserve Plc	Interserve House, Ruscombe Park, Twyford, Reading, Berkshire, RG10 9JU	0118 932 0123 (CTPS)	44	359
7	Laing O'Rourke	Bridge Place, Anchor Boulevard, Crossways, Dartford, Kent, DA2 6SN	01322 296200	14	282
8	Mace Limited	155 Moorgate, City, London, EC2M 6XB	020 3522 3000 (TPS)	12	175
9	John Graham Construction Limited	Ballygowan Road, Hillsborough, County Down, Northern Ireland, BT26 6HX	02892 689 500	14	156
10	ISG	Aldgate House, 33 Aldgate High Street, City, London, EC3N 1AG	020 7247 1717	23	134

The ranking tables are compiled from Barbour ABI database and are based on the total value of contracts awarded over the previous 12 month period. The values represent the construction cost of each project.

Barbour ABI

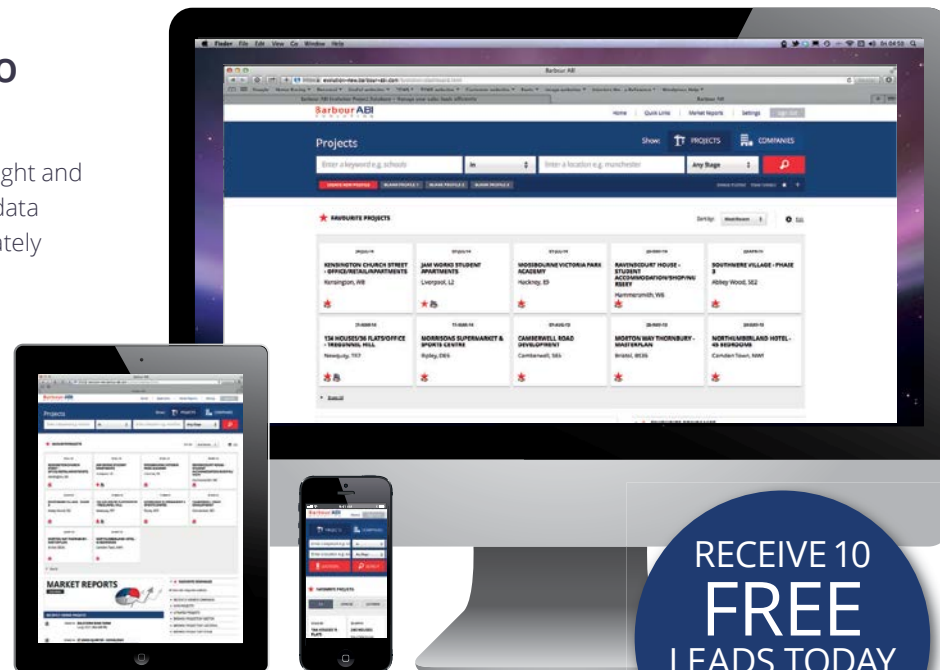
CONNECTING YOU... to the right companies, people & projects

See how our construction intelligence can help you to grow your business

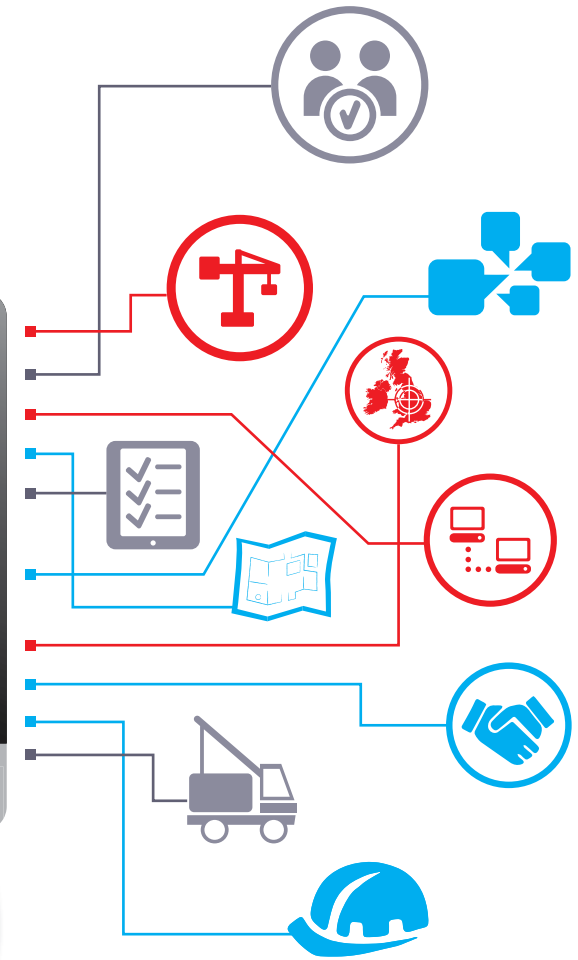
Barbour ABI is a leading provider of market insight and construction intelligence – our clients use our data to build new business opportunities and ultimately maximise profits.

Our extensive database can be tailored according to your individual business requirements. Our newly improved intuitive online system Evolution not only delivers your sales leads and contact data, but also allows CRM interaction and analysis of industry activity.

Our mobile apps are free to Barbour ABI Evolution users and are available from these stores.



RECEIVE 10
FREE
LEADS TODAY
call 0151 353
3500



AUGUST 2015

To navigate just click on the tabs, buttons or page numbers and they will take you directly to your chosen section.

- ABI About Us
- Economic Context
- The Construction Sector
- Residential
- Infrastructure
- Commercial & Retail
- Hotel, Leisure & Sport
- Industrial
- Medical & Health
- Education

Barbour ABI E V O L U T I O N

0151 353 3500 | info@barbour-abi.com | www.barbour-abi.com



Barbour ABI
www.barbour-abi.com

Hinderton Point, Lloyd Drive,
Cheshire Oaks, Cheshire,
CH65 9HQ
T: 0151 353 3500
E: info@barbour-abi.com
@BarbourABI