

Economic Context

Major announcements and developments in the UK economy this month.

SKIP TO THIS SECTION ▶

The Construction Sector

The main economic headlines in the construction industry this month.

SKIP TO THIS SECTION ▶

Sectors in Detail

A closer look at changes in the major sectors within the industry this month.

SKIP TO THIS SECTION ▶

FEBRUARY 2014

FULL VERSION – AVAILABLE TO BARBOUR ABI SUBSCRIBERS ONLY

To navigate just click on the tabs, buttons or page numbers and they will take you directly to your chosen section.

ABI About Us

Economic Context

The Construction Sector

Residential

Infrastructure

Commercial & Retail

Hotel, Leisure & Sport

Industrial

Medical & Health

Education

Barbour ABI
www.barbour-abi.com

Hinderton Point, Lloyd Drive,
Cheshire Oaks, Cheshire,
CH65 9HQ

T: 0151 353 3500

E: info@barbour-abi.com

@BarbourABI



ABOUT US

SPECIALIST PROVIDER OF CONSTRUCTION INTELLIGENCE

FEBRUARY 2014

To navigate just click on the tabs, buttons or page numbers and they will take you directly to your chosen section.

ABI About Us

Economic Context

The Construction Sector

Residential

Infrastructure

Commercial & Retail

Hotel, Leisure & Sport

Industrial

Medical & Health

Education

Barbour ABI
www.barbour-abi.com

Hinderton Point, Lloyd Drive,
Cheshire Oaks, Cheshire,
CH65 9HQ

T: 0151 353 3500

E: info@barbour-abi.com

@BarbourABI

Barbour ABI

Barbour ABI is a leading provider of construction intelligence services. With a team of in-house research specialists and a dedicated lead economist, it provides commercially relevant insight and unique analysis of trends and developments within the building and construction industry. Barbour ABI is the chosen provider of industry data and indicators for Government bodies including the Office for National Statistics and the UK Government's Construction and Infrastructure Pipeline, which outlines future construction and infrastructure projects where public funding is agreed. Barbour ABI also provides data for independent organisations, such as the Construction Products Association.

Barbour ABI is part of global events-led marketing services and communications company, UBM.

Hinderton Point, Lloyd Drive, Cheshire Oaks, Cheshire, CH65 9HQ

T: 0151 353 3500

E: info@barbour-abi.com

W: www.barbour-abi.com

@BarbourABI

Barbour ABI

HM Government

Office for
National Statistics

construction
products association

UBM

UBM helps businesses do business, bringing the world's buyers and sellers together at events and online, as well as producing and distributing news and specialist content. Its 5,500 staff in more than 30 countries are organised into expert teams which serve commercial and professional communities, helping them to do business and their markets to work effectively and efficiently.

Ludgate House, 245 Blackfriars Road, London, SE1 9UY

T: 020 7921 5000

W: www.ubm.com



Michael Dall

Michael is Barbour ABI's Lead Economist specialising in construction and the built environment. He leads on Barbour ABI's research and outputs on the construction sector assessing the trends and developments which impact upon it. Prior to this Michael worked for GVA Grimley as a Principal Economist focussing on the commercial property sector.

To contact Michael either:

T: 020 7560 4141

E: michael.dall@ubm.com

@MichaelGDall

DOWNLOAD THE DATA IN THIS PDF

COMING SOON

DOWNLOAD METHODOLOGY

CLICK HERE

ECONOMIC CONTEXT

STRONGER THAN EXPECTED 2013 AND POSITIVE START TO 2014

To navigate just click on the tabs, buttons or page numbers and they will take you directly to your chosen section.

ABI About Us

Economic Context

The Construction Sector

Residential

Infrastructure

Commercial & Retail

Hotel, Leisure & Sport

Industrial

Medical & Health

Education

Barbour ABI
www.barbour-abi.com

Hinderton Point, Lloyd Drive,
Cheshire Oaks, Cheshire,
CH65 9HQ

T: 0151 353 3500

E: info@barbour-abi.com

@BarbourABI

Preliminary figures from the ONS shows that UK GDP growth in the final quarter of 2013 was 0.7%, equating to yearly growth of 1.9%.

This compares with 0.3% growth in 2012 and demonstrates the stark improvement in UK economic performance over the last year (see Fig. 1.1).

It is worth noting that in the context of pre-recession levels of activity, the UK economy is still significantly below its capacity. As shown below (see Fig. 1.2) the current levels of GDP are 1.3% below those recorded at Q1 2008, prior to the start of the economic decline.

However, the latest forecasts from the Bank of England now predict the economy will grow by 3.4% this year, well ahead of its previous forecast of 2.8%. This includes assumptions that business

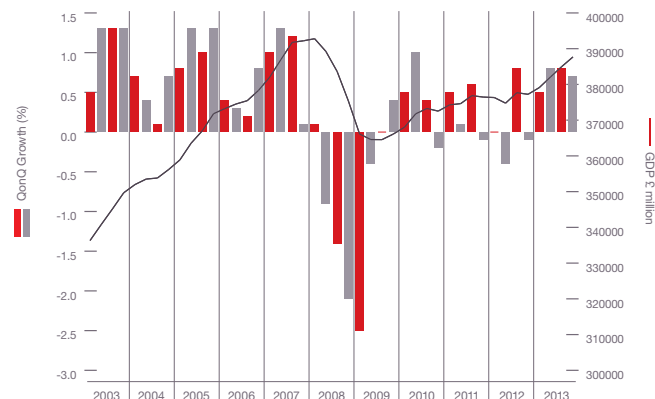


Fig. 1.1 UK GDP Source: ONS

investment and house building will significantly increase in 2014. Should this turn out to be the case the longer term outlook for the UK economic performance will be substantially improved.

Other news this month which supports the improving economic environment includes:

- **Markit's index of household finances rose to 41.5 in January – the joint highest level in five years**
- **Retail sales in the UK rose by 5.3% in December 2013 compared with the previous year**
- **A survey by recruitment firm Astbury Marsden showed a 34% increase in City vacancies in the past year**

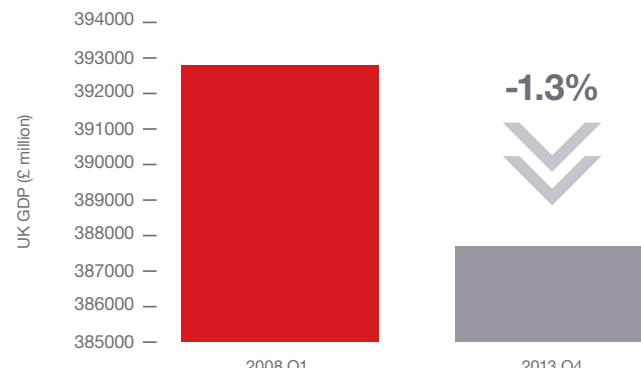


Fig. 1.2 UK GDP Source: ONS

With the latest forecasts from the Bank of England and the continuing positive macroeconomic news, the UK economy seems well placed to have a strong year. If the challenges of underemployment and low business investment are addressed, as the Bank suggests they will be, then the long term outlook will be much more encouraging.

However, there is sparse evidence that this is happening at the moment so it will be closely monitored this year to determine the sustainability of the UK economic recovery.

It is Barbour ABI's view that the near term outlook for the UK economy has improved but the challenges of addressing the output gap, the trade deficit and encouraging greater business investment will be vital in ensuring sustainable economic growth in 2014 and beyond.

“ The Bank of England now predict the economy will grow by 3.4% this year, well ahead of its previous forecast of 2.8%.

THE CONSTRUCTION SECTOR 1.3% GROWTH IN 2013 BODES WELL FOR THIS YEAR

To navigate just click on the tabs, buttons or page numbers and they will take you directly to your chosen section.

ABI About Us

Economic Context

The Construction Sector

Residential

Infrastructure

Commercial & Retail

Hotel, Leisure & Sport

Industrial

Medical & Health

Education

The latest figures from the ONS show that the construction sector in the UK grew by 0.2% between Q3 and Q4 2013.

This consisted of a strong October, a weaker November with growth returning in December. Comparing Q4 output levels with the same period in 2012 showed an increase of 4.4% (see Fig. 2.1). Overall, in 2013 the construction sector grew by 1.3% but still remains 12.2% below its peak in 2007.

It is clear that it is the housing and commercial sectors that are driving growth within the industry. New Public Housing increased by 10.5% from the previous quarter and 22.7% from

the corresponding quarter in 2012. At the same time new Private Housing increased by 4.5% between Q3 and Q4 2013 and 19% from Q4 2012. Output in the Private Commercial sector was also strong this quarter, increasing by 5% in Q4 2013 from the corresponding period last year.

The CPA/Barbour ABI Index

The CPA/Barbour ABI Index which measures the level of contracts awarded using January 2010 as its base month, recorded a reading of 109 for January (see Fig. 2.2). While lower than the months of November and December, it is still above its January 2013 levels supporting the view that activity in the industry remains strong. As well as Private Housing, the reading for Commercial Retail continued to rise in December 2013, while Commercial Offices fell again from 82 in December to 73 in January after a number of months of growth.

	% change	
	Q4 2012 – Q4 2013	Q3 – Q4 2013
Total All Work	4.4	0.2
All New Work	5.6	0.7
Public Housing	22.7	10.5
Private Housing	19.0	4.5
Infrastructure	-1.4	1.3
Public (ex Infrastructure)	-2.8	-3.8
Private Industrial	-18.9	-4.9
Private Commercial	5.0	-2.1
Repair & Maintenance	2.4	-0.5
Public Housing	-6.5	0.2
Private Housing	4.4	-2.8
Non-Housing	4.1	0.8

Fig. 2.1 Activity in the Construction Sector

Source: ONS

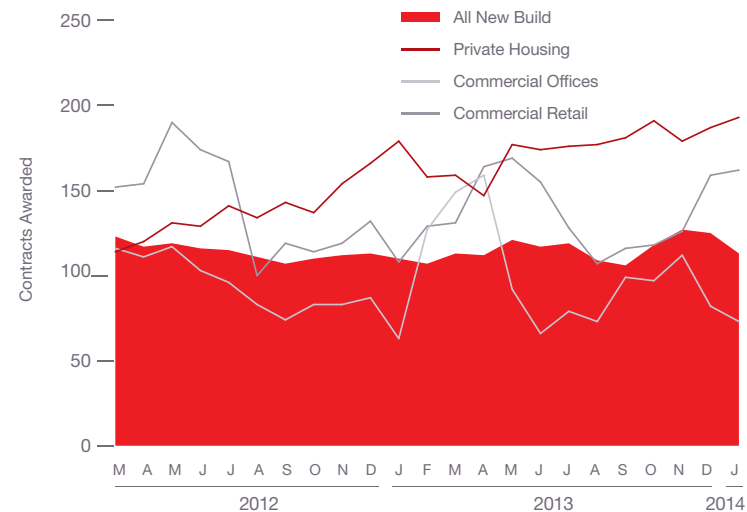


Fig. 2.2 Contracts Awarded

Source: CPA/Barbour ABI

“ Overall, in 2013 the construction sector grew by 1.3% but still remains 12.2% below its peak in 2007.

THE CONSTRUCTION SECTOR

Construction Sector

According to Barbour ABI data on all contract activity (see Fig. 2.4), January witnessed a slight fall in construction levels with the value of new contracts awarded at £5.6 billion, based on a three month rolling average. This is a decrease of 3.5% from December but a 36.5% increase on the value recorded in January 2013, an indication of a significant upturn in construction activity in the UK in the past year. The number of construction projects within the UK in January was up 59.3% on December, and 19.6% on January 2013.

The majority of the contracts awarded in January by value were in London (see Fig. 2.5), which accounted for 29% of the UK total. The award of the contract to redevelop the Olympic Stadium to Balfour Beatty this month is one of the main reasons for this as well as a number of high value residential projects. The East of England was the next most prominent region with the Boreham Interchange redevelopment to include a railway station, offices

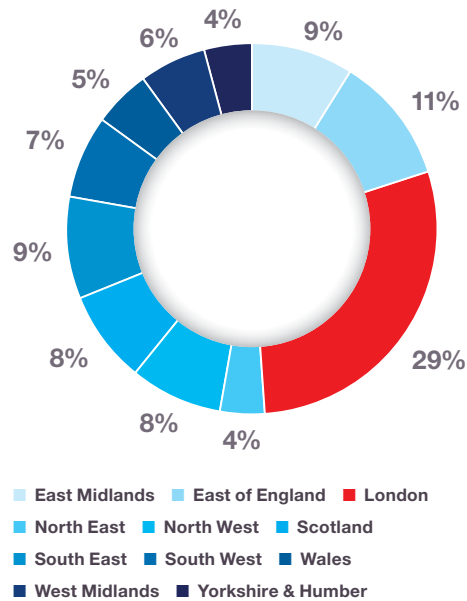


Fig. 2.5 Locations of Contracts Awarded

Source: Barbour ABI

and shops being key to the large values recorded this month. The East Midlands and the South East had the next highest amounts of construction activity with the Victoria Centre project in Nottingham the reason for the former's high project values this month.

Type of Projects

Residential had the highest proportion of contracts awarded by value in January with 36% of the total (see Fig. 2.6). This demonstrates the continuing strength of the residential sector within the industry. It is encouraging that Commercial & Retail (16%) and Infrastructure (16%) were the next highest sectors this month as they are the traditional drivers of growth for construction.

1.3% GROWTH IN 2013 BODES WELL FOR THIS YEAR

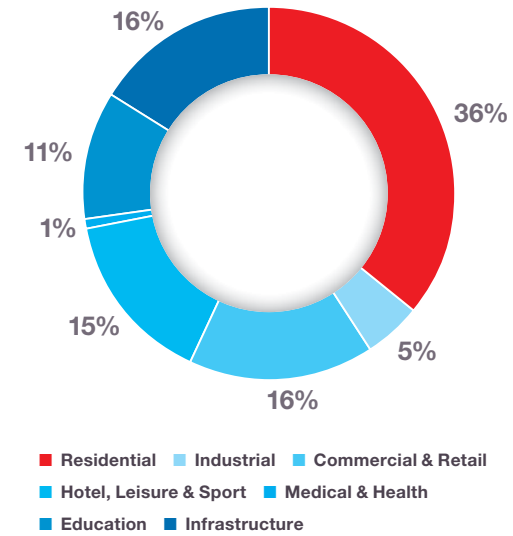


Fig. 2.6 Type of Projects

Source: Barbour ABI

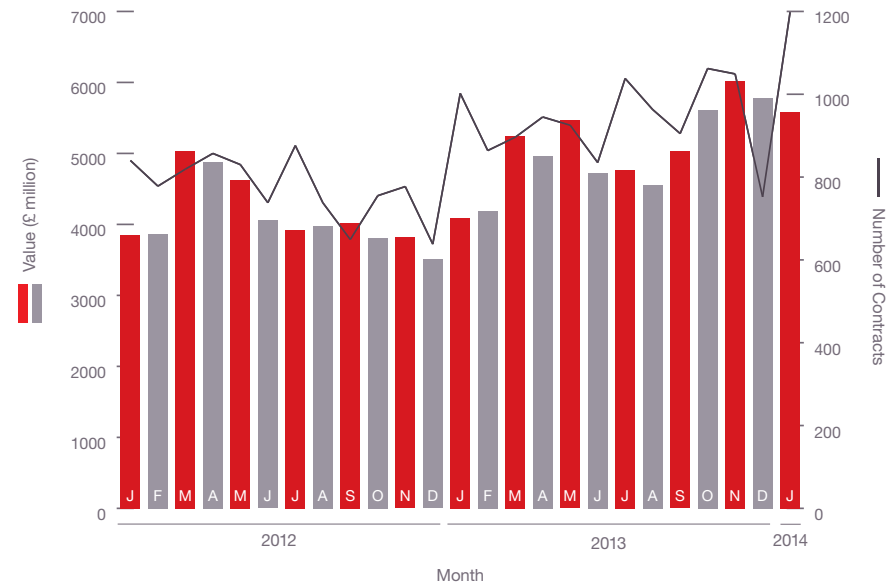


Fig. 2.4 Construction Activity

Source: Barbour ABI

To navigate just click on the tabs, buttons or page numbers and they will take you directly to your chosen section.

ABI About Us

Economic Context

The Construction Sector

Residential

Infrastructure

Commercial & Retail

Hotel, Leisure & Sport

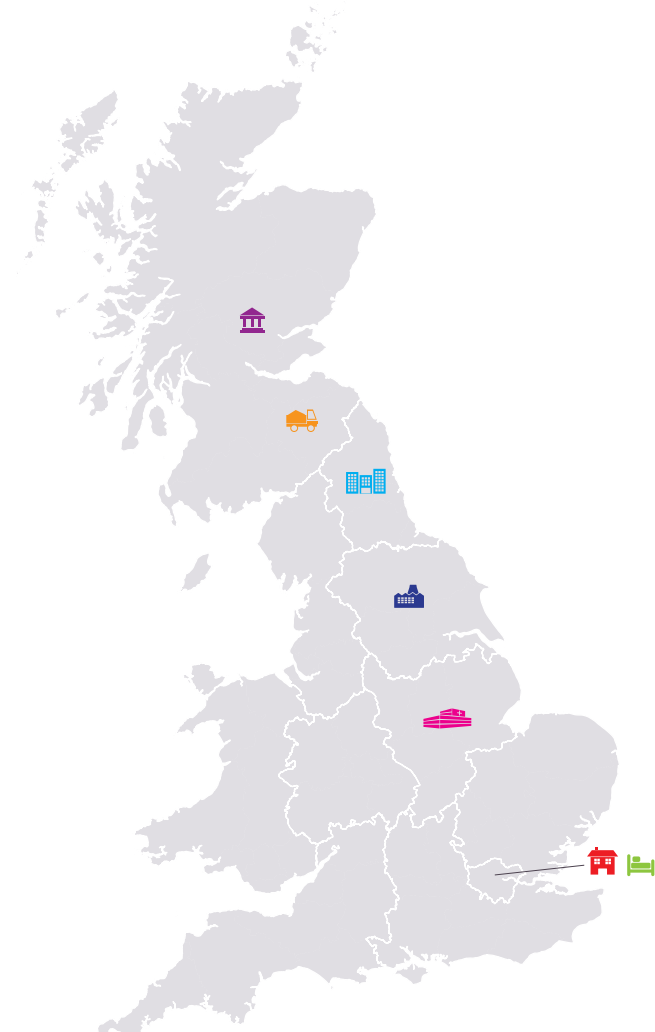
Industrial

Medical & Health

Education

A snippet of this month's regional activity

Take a look at what regions have had the most activity.



-  Residential
-  Industrial
-  Commercial & Retail
-  Hotel, Leisure & Sport
-  Medical & Health
-  Education
-  Infrastructure

PROJECTS IN FOCUS THIS MONTH


Take a look at these construction projects in focus this month. Click on one of the projects below to skip to that page.



RESIDENTIAL
Clarges Estate Redevelopment
£180,000,000



INFRASTRUCTURE
Langhope Rig Wind Farm
£34,500,000



COMMERCIAL & RETAIL
Former Swan Hunter Shipyard Redevelopment
£100,000,000



HOTEL, LEISURE & SPORT
London Legacy - Olympic Stadium Transformation
£154,000,000



INDUSTRIAL
Stocksbridge Warehouse & Test House Facility
£30,000,000



MEDICAL & HEALTH
North Devon District Hospital - Chemotherapy Unit
£2,200,000



EDUCATION
Kilmarnock College New Campus
£50,000,000

FEBRUARY 2014

To navigate just click on the tabs, buttons or page numbers and they will take you directly to your chosen section.

ABI About Us

Economic Context

The Construction Sector

Residential

Infrastructure

Commercial & Retail

Hotel, Leisure & Sport

Industrial

Medical & Health

Education

Barbour ABI
www.barbour-abi.com

Hinderton Point, Lloyd Drive,
Cheshire Oaks, Cheshire,
CH65 9HQ

T: 0151 353 3500

E: info@barbour-abi.com

@BarbourABI

RESIDENTIAL FURTHER RESIDENTIAL GROWTH IN JANUARY

To navigate just click on the tabs, buttons or page numbers and they will take you directly to your chosen section.

The residential sector experienced monthly growth in contract award values in January and are significantly higher than last year.

Activity in the residential sector remained strong in January with the total value of contract awards £1.87 billion, based on a three month rolling average (see Fig. 3.1). This is an increase of 2% compared to December and is 87.7% higher than January 2013, indicating the sharp upturn in activity experienced in this sector over the last 12 months. Importantly, while the number of units associated with residential contracts awarded fell 5.8% between December and January 2014, based on a three month rolling average, they were 49.6% higher than January 2013, confirming the scale of the upturn in the market in 2013.

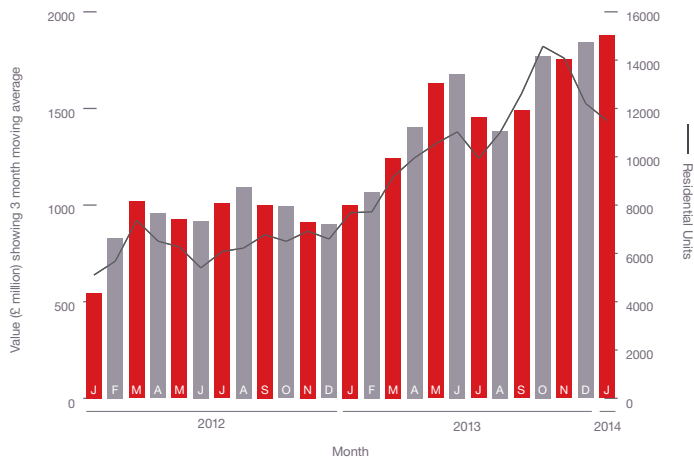


Fig. 3.1 Project Value showing 3 month moving average Source: Barbour ABI

Sector Performance

A series of positive news stories demonstrates the continued improvement in this sector performance with Bovis Homes providing a strong trading update this month. This included a 26% increase in private home completions in 2013 and a 14% increase in the Group's average sales price. Taylor Wimpey reported similar positive news with total completions increasing by 7% in 2013 and forward sales increasing by 27%. In addition, forward sales at Persimmon and Barratt also increased by 41% and 71% respectively last year. The RICS Residential Market Survey echoed this sentiment by revealing that the average number of homes sold per chartered surveyor reached its highest point since March 2008. The low rate of house building in the UK compared to demand continues to be debated

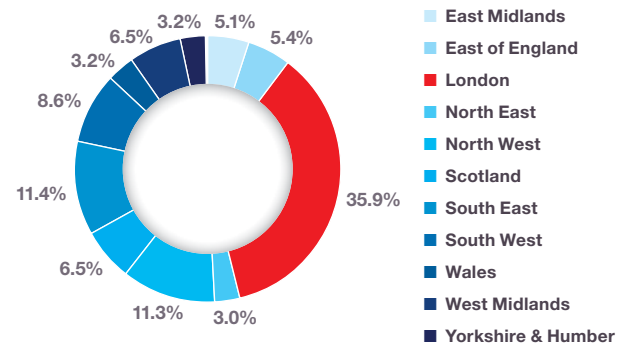


Fig. 3.2 Value of Contracts by Region Source: Barbour ABI

and this month the Labour Party outlined proposals to build at least 200,000 homes a year by 2020. This will remain a key issue over the coming months and is likely to be high on all the political party agendas heading into the next election.

Regional Performance

As expected it is London that is the main location of activity in this sector, accounting for 35.9% of the value of contracts awarded this month, an increase of 12.3% from the same month last year (see Fig. 3.2 & 3.4). The South East was the other major location of residential development by value in January, accounting for 11.4% of contracts awarded, a 1% increase from the corresponding month last year. The North West was also prominent with 11.3% of the contracts awarded by value, a 5% increase from January 2013.

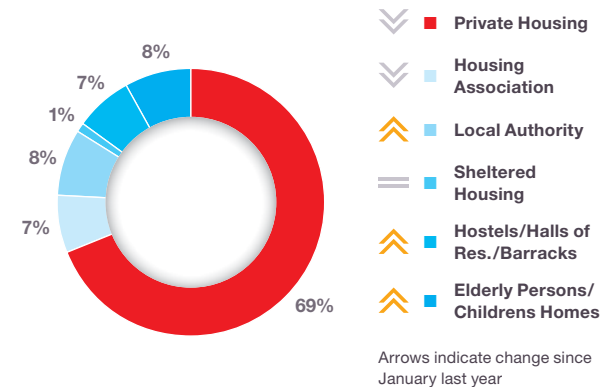


Fig. 3.3 Type of Projects Awarded Source: Barbour ABI

ABI About Us

Economic Context

The Construction Sector

Residential

Infrastructure

Commercial & Retail

Hotel, Leisure & Sport

Industrial

Medical & Health

Education

Barbour ABI
www.barbour-abi.com

Hinderton Point, Lloyd Drive,
Cheshire Oaks, Cheshire,
CH65 9HQ

T: 0151 353 3500

E: info@barbour-abi.com

@BarbourABI

RESIDENTIAL

The map and figures show how the activity has changed since January 2013		-2.1%	Scotland
-0.3%	East Midlands	+1.0%	South East
-5.6%	East of England	+2.7%	South West
+12.3%	London *HOTTEST REGION*	-2.5%	Wales
-1.6%	North East	-1.2%	West Midlands
+5.0%	North West	-7.7%	Yorkshire & Humber

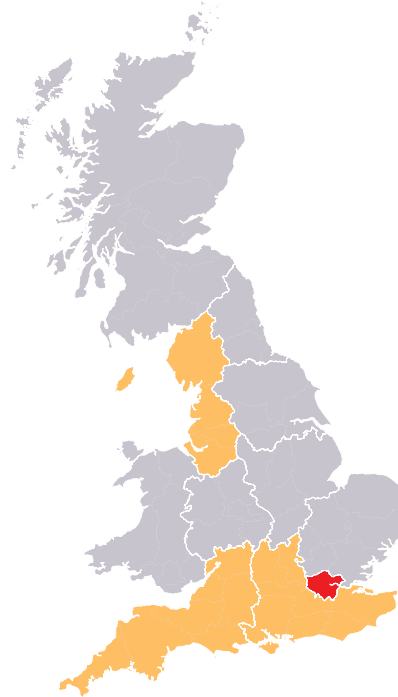


Fig. 3.4 Change of Activity by Region (since last year)

Source: Barbour ABI

Type of Projects

The Type of Project awarded (see Fig. 3.3) in the residential sector were dominated by private housing which accounted for 69% of residential contracts, though this was a 10% decrease from the same month last year. The main private residential project this month was the Clarges Estate Redevelopment in London, which was awarded to Laing O'Rourke. Local Authority housing contracts were the next most prominent category accounting for 8% of the contracts awarded, a 7% increase from last year. This was largely attributable to a major public housing contract awarded by the London Borough of Barnet for 500 homes at Granville Road in the Borough.

“As expected it is London that is the main location of activity in this sector, accounting for 35.9% of the value of contracts awarded this month.”

FURTHER RESIDENTIAL GROWTH IN JANUARY

PROJECT IN FOCUS

www.britishland.com



Clarges Estate Redevelopment £180,000,000

County	London
Primary Category Sector	Residential
Government Region	London
Start Date	May 2014
End Date	May 2016
Contract Award Date	January 2014
Funding	Private
Stage	Contract Award
Contractor	Laing O'Rourke

FEBRUARY 2014

To navigate just click on the tabs, buttons or page numbers and they will take you directly to your chosen section.

ABI About Us

Economic Context

The Construction Sector

Residential

Infrastructure

Commercial & Retail

Hotel, Leisure & Sport

Industrial

Medical & Health

Education

Barbour ABI
www.barbour-abi.com

Hinderton Point, Lloyd Drive,
Cheshire Oaks, Cheshire,
CH65 9HQ

T: 0151 353 3500

E: info@barbour-abi.com

@BarbourABI

FEBRUARY 2014

To navigate just click on the tabs, buttons or page numbers and they will take you directly to your chosen section.

ABI About Us

Economic Context

The Construction Sector

Residential

Infrastructure

Commercial & Retail

Hotel, Leisure & Sport

Industrial

Medical & Health

Education

Barbour ABI
www.barbour-abi.com

Hinderton Point, Lloyd Drive,
Cheshire Oaks, Cheshire,
CH65 9HQ

T: 0151 353 3500

E: info@barbour-abi.com

 @BarbourABI

TOP TEN Key Clients

January – February

Rank	Company Name	Address	Telephone	Fax	Awards	Value (£M)
1	Barratt Homes	Barratt House, Cartwright Way, Forest Business Park, Coalville, Leicestershire, LE67 1UF	01530 278278	01530 278279	182	3496
2	Taylor Wimpey	Gate House, Turnpike Road, High Wycombe, Buckinghamshire, HP12 3NR	01494 558323		161	3267
3	Persimmon Homes Limited	Persimmon House, Fulford, York, North Yorkshire, YO19 4FE	01904 642199	01904 610014	162	2068
4	Berkeley Group Plc / St James Group	Berkeley House, 19 Portsmouth Road, Cobham, Surrey, KT11 1JG			20	1332
5	Bovis Homes Limited (South East Region)	The Manor House, North Ash Road, New Ash Green, Longfield, Kent, DA3 8HQ	01474 872427 (CTPS)	01474 873849 (FPS)	56	1030
6	Homes & Communities Agency	Arpley House, 110 Birchwood Boulevard, Birchwood, Warrington, Cheshire, WA3 7QH	0300 1234 500	01925 644745	17	941
7	St Modwen Developments Plc	Sir Stanley Clarke House, 7 Ridgeway, Quinton Business Park, Birmingham, West Midlands, B32 1AF	0121 222 9400 (CTPS)	0121 222 9401	14	933
8	The Peel Group	Peel Management, Peel Dome, The Trafford Centre, Manchester, Greater Manchester, M17 8PL	0161 629 8200	0161 629 8334 (FPS)	4	821
9	Bellway Plc	Seaton Burn House, Dudley Lane, Seaton Burn, Newcastle Upon Tyne, Tyne And Wear, NE13 6BE	0191 217 0717 / 678 9980	0191 236 6230 (FPS)	85	756
10	Fairfield Partnership	Chells Manor, Chells Lane, Stevenage, Hertfordshire, SG2 7AA	01438 311411	01438 311413 (FPS)	2	753

TOP TEN Key Architects

January – February

Rank	Company Name	Address	Telephone	Fax	Awards	Value (£M)
1	Allies & Morrison Urban Practitioners	85 Southwark Street, Southwark, London, SE1 0HX	020 7921 0100	020 7921 0101	7	1066
2	Simpson Architects	5-8 Roberts Place, City, London, EC1R 0BB	020 7549 4000 (CTPS)	020 7490 5331 (FPS)	3	925
3	Barratt Homes	Barratt House, Cartwright Way, Forest Business Park, Coalville, Leicestershire, LE67 1UF	01530 278278	01530 278279	51	880
4	RPS Group Plc	20 Milton Park, Abingdon, Oxfordshire, OX14 4SH	01235 438000	01235 864451 (FPS)	21	877
5	Foster & Partners	Riverside, 22 Hester Road, Battersea, London, SW11 4AN	020 7738 0455	020 7738 1107	3	750
6	5plus Architects	5th Floor Grange House, John Dalton Street, Manchester, Greater Manchester, M2 6FW	0161 228 0211		3	712
7	Aedas Architects Limited	5-8 Hardwick Street, City, London, EC1R 4RG	020 7837 9789	020 7283 7242	1	650
8	Scott Brownrigg Limited	St Catherines Court, 46-48 Portsmouth Road, Guildford, Surrey, GU2 4DU	01483 568686	01483 575830 (FPS)	10	613
9	PRP Architects	Ferry Works, Summer Road, Thames Ditton, Surrey, KT7 0QJ	020 8339 3600	020 8481 8111	41	572
10	Studio Real	Oxford Centre for Innovation, New Road, Oxford, Oxfordshire, OX1 1BY	01865 261461		4	539

TOP TEN Key Contractors

January – February

Rank	Company Name	Address	Telephone	Fax	Awards	Value (£M)
1	Barratt Homes	Barratt House, Cartwright Way, Forest Business Park, Coalville, Leicestershire, LE67 1UF	01530 278278	01530 278279	202	3677
2	Taylor Wimpey	Gate House, Turnpike Road, High Wycombe, Buckinghamshire, HP12 3NR	01494 558323		166	3187
3	Persimmon Homes Limited	Persimmon House, Fulford, York, North Yorkshire, YO19 4FE	01904 642199	01904 610014	169	1986
4	Berkeley Group Plc / St James Group	Berkeley House, 19 Portsmouth Road, Cobham, Surrey, KT11 1JG			17	988
5	Galliford Try Construction South	2 Cowley Business Park, High Street, Cowley, Uxbridge, Middlesex, UB8 2AD	01895 855000	01895 855099	78	879
6	Bellway Plc	Seaton Burn House, Dudley Lane, Seaton Burn, Newcastle Upon Tyne, Tyne And Wear, NE13 6BE	0191 217 0717 / 678 9980	0191 236 6230 (FPS)	85	830
7	Countryside Properties (UK) Limited	Countryside House, The Drive, Great Warley, Brentwood, Essex, CM13 3AT	01277 260000	01277 697400/697498	31	827
8	Redrow Group Plc	Redrow House, St David's Park, Hawarden, Deeside, Clwyd, CH5 3RX	01244 520044	01244 520580	55	667
9	Bovis Homes Limited (South East Region)	The Manor House, North Ash Road, New Ash Green, Longfield, Kent, DA3 8HQ	01474 872427 (CTPS)	01474 873849 (FPS)	53	649
10	Morgan Sindall Plc	Kent House, 14-17 Market Place, Westminster, London, W1W 8AJ	020 7307 9200	020 7307 9201	56	605

INFRASTRUCTURE UNEXPECTED DROP IN CONTRACT VALUES

To navigate just click on the tabs, buttons or page numbers and they will take you directly to your chosen section.

The recent increase in the value of infrastructure contracts halted this month but levels are still higher than January 2013.

There was a drop in the value of contracts awarded in the infrastructure sector in January (see Fig. 4.1) with the total value awarded being £1.7 billion, based on a three month rolling average. This is 21% lower than the previous month but 6.5% higher than January 2013. In the three months to January, the total value of contract awards was £5.9 billion based on a three month rolling average. This is 30.3% higher than the previous three months and 48.1% higher than the same period of 2013. This indicates stronger

performance of the infrastructure sector in the second half of 2013, but the lower values recorded this month will be closely monitored to assess its potential in 2014.

Projects by region

The main location of infrastructure projects this month was the East of England with 40.8% (see Fig. 4.2 & 4.4) of the total value, an increase of 35% from January 2013. This is largely attributable to the Boreham Interchange contract awarded this month at a total value of £200 million. London is the other major location of infrastructure projects this month accounting for 18.5% of projects awarded, a 16.4% increase from the corresponding month last year.

Type of Projects

Transport projects dominate the infrastructure sector this month accounting for 40% of the total value of contracts awarded (see Fig. 4.3). The Boreham Interchange project and a contract to redevelop the Stansted Airport terminal, valued at £80 million are the major reasons for this.

The main location of infrastructure projects this month was the East of England with 40.8%.

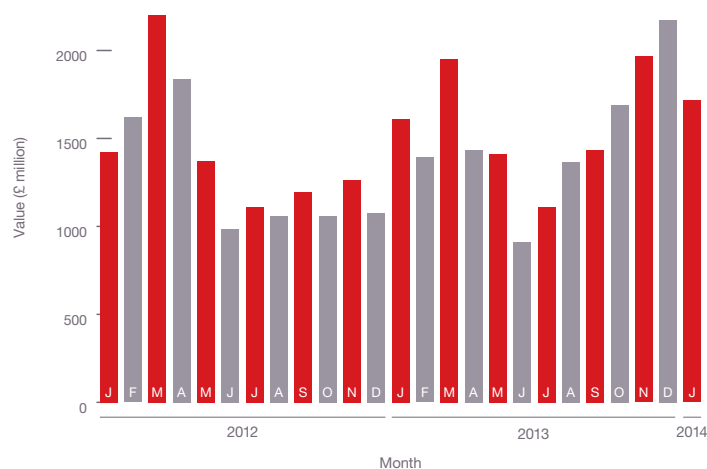


Fig. 4.1 Project Values

Source: Barbour ABI

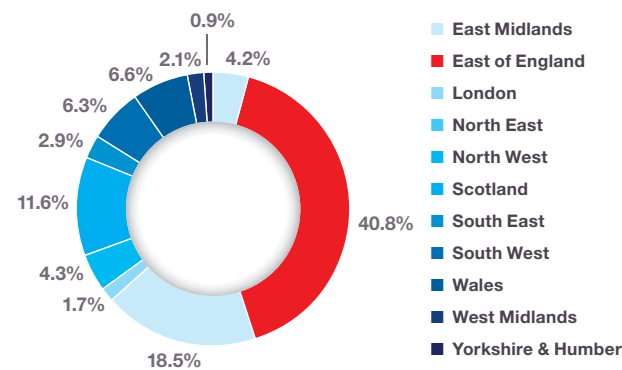


Fig. 4.2 Value of Contracts by Region

Source: Barbour ABI

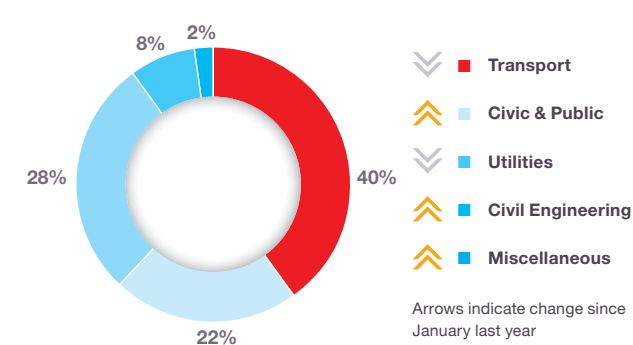


Fig. 4.3 Type of Projects Awarded

Source: Barbour ABI

ABI About Us

Economic Context

The Construction Sector

Residential

Infrastructure

Commercial & Retail

Hotel, Leisure & Sport

Industrial

Medical & Health

Education

Barbour ABI
www.barbour-abi.com

Hinderton Point, Lloyd Drive,
Cheshire Oaks, Cheshire,
CH65 9HQ

T: 0151 353 3500

E: info@barbour-abi.com

@BarbourABI

INFRASTRUCTURE

The map and figures show how the activity has changed since January 2013		-1.5%	Scotland
+1.3%	East Midlands	-41.8%	South East
+35.0%	East of England *HOTTEST REGION*	-3.4%	South West
+16.4%	London	+4.2%	Wales
+1.1%	North East	+0.8%	West Midlands
+0.6%	North West	-12.7%	Yorkshire & Humber

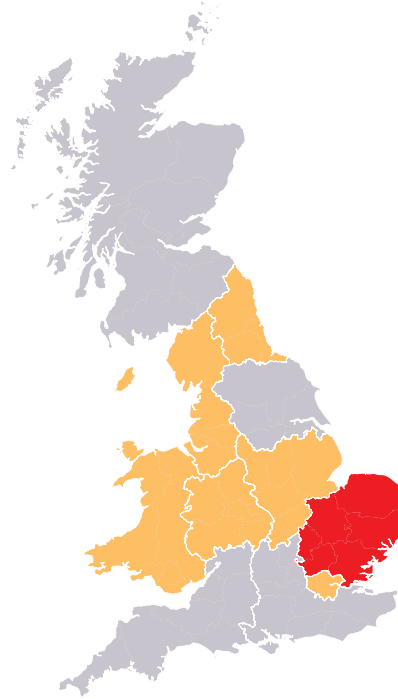


Fig. 4.4 Change of Activity by Region (since last year)

Source: Barbour ABI

Outlook

The National Infrastructure Plan updated the top 40 infrastructure projects within the UK and continues to provide a potential boost to the infrastructure sector. Most significant was the potential for private pension funds to help deliver infrastructure projects as well as a series of renewable energy deals and confirmation that the A14 project will now be publically funded. The Government has also announced a series of projects to boost flood defences in the UK after the extreme weather this month. This consisted of £30 million to be spend on flood defence repairs this year and £100 million next year. This equates to 24 new flood schemes gaining approval. This suggests that the sector has the potential to grow over the coming years but it will be necessary to monitor the timescales attached to these projects to ensure they commence as planned.

“ Most significant was the potential for private pension funds to help deliver infrastructure projects as well as a series of renewable energy deals and confirmation that the A14 project will now be publically funded.

UNEXPECTED DROP IN CONTRACT VALUES

PROJECT IN FOCUS

www.sse.com



Langhope Rig Wind Farm £34,500,000

County	Borders
Primary Category Sector	Infrastructure
Government Region	Scotland
Start Date	September 2013
End Date	November 2014
Contract Award Date	January 2014
Funding	Private
Stage	Contract Awarded
Contractor	Gael Force Renewables

FEBRUARY 2014

To navigate just click on the tabs, buttons or page numbers and they will take you directly to your chosen section.

ABI About Us

Economic Context

The Construction Sector

Residential

Infrastructure

Commercial & Retail

Hotel, Leisure & Sport

Industrial

Medical & Health

Education

Barbour ABI
www.barbour-abi.com

Hinderton Point, Lloyd Drive,
Cheshire Oaks, Cheshire,
CH65 9HQ

T: 0151 353 3500

E: info@barbour-abi.com

@BarbourABI

To navigate just click on the tabs, buttons or page numbers and they will take you directly to your chosen section.

ABI About Us

Economic Context

The Construction Sector

Residential

Infrastructure

Commercial & Retail

Hotel, Leisure & Sport

Industrial

Medical & Health

Education

Barbour ABI
www.barbour-abi.com

Hinderton Point, Lloyd Drive,
Cheshire Oaks, Cheshire,
CH65 9HQ

T: 0151 353 3500

E: info@barbour-abi.com

@BarbourABI

TOP TEN
Key Clients

January – February

Rank	Company Name	Address	Telephone	Fax	Awards	Value (£M)
1	The Peel Group	Peel Management, Peel Dome, The Trafford Centre, Manchester, Greater Manchester, M17 8PL	0161 629 8200	0161 629 8334 (FPS)	3	411
2	Prologis Developments Limited	Prologis House, 1 Monkspath Hall Road, Solihull, West Midlands, B90 4FY	0121 224 8700	0121 733 8016	6	202
3	British Airways Plc	PO Box 365, Uxbridge, Middlesex, UB7 0GB	0844 493 0787		1	178
4	IM Properties PLC	IM House, South Drive, Coleshill, Birmingham, West Midlands, B46 1DF	0121 730 8050	0121 730 8267	2	151
5	Roxhill Developments Limited	Lumonics House, Valley Drive, Swift Valley, Rugby, Warwickshire, CV21 1TQ	01788 422200	01788 422201	5	114
6	BP Exploration Operating Company	Sullom Voe Terminal, Mossbank, Shetland, Islands, ZE2 9TU		01806 243200	1	100
7	Aldi Stores Limited	Holly Lane, Atherstone, Warwickshire, CV9 2SQ	01827 711800	01827 710842	4	100
8	Merchant Place Developments	The Studio, Sinclair Court, Darrell Street, Newcastle Upon Tyne, Tyne And Wear, NE13 7DS	0191 236 1013		1	82
9	Omega Warrington Limited	2 Miller House, Lochside View, Edinburgh, Lothian, EH12 9DH	Not Listed		3	80
10	Ministry of Defence	Whitehall, Westminster, London, SW1A 2HB	020 7218 9000	020 7218 1501 (FPS)	10	76

TOP TEN
Key Architects

January – February

Rank	Company Name	Address	Telephone	Fax	Awards	Value (£M)
1	Studio E Architects Limited	Palace Wharf, Rainville Road, Chiswick, London, W6 9HN	020 7385 7126	020 7381 4995	3	865
2	HLN Architects	21-22 Neptune Court, Vanguard Way, Cardiff, South Glamorgan, CF24 5PJ	029 2039 8611	029 2037 4690 (FPS)	1	400
3	WA Fairhurst & Partners	225 Bath Street, Glasgow, Strathclyde, G2 4GZ	0141 204 8800	0141 204 8801	2	370
4	Wilkinson Eyre Architects	33 Bowling Green Lane, City, London, EC1R 0BJ	020 7608 7900	020 7608 7901	2	348
5	RPS Group Plc	20 Milton Park, Abingdon, Oxfordshire, OX14 4SH	01235 438000	01235 864451 (FPS)	3	266
6	Austin Smith Lord	Port Of Liverpool Building, Pier Head, Liverpool, Merseyside, L3 1BY	0151 227 1083	0151 258 1448	4	215
7	Heatherwick Studio	356-364 Grays' Inn Road, Westminster, London, WC1X 8BH	020 7833 8800 (CTPS) (TPS)	020 7833 8400	1	200
8	Hyder Consulting UK Limited	Manning House, 22 Carlisle Place, Westminster, London, SW1P 1JA	020 3014 9000 (CTPS)	020 7828 8428	1	177
9	HB Architects	The Triforium, 17 Warwick Street, Rugby, Warwickshire, CV21 3DH	01788 576137	01788 541328 (FPS)	1	120
10	Associated British Ports	Aldwych House, 71-91 Aldwych, Westminster, London, WC2B 4HN	020 7430 1177 (TPS)	020 7406 7896	1	120

TOP TEN
Key Contractors

January – February

Rank	Company Name	Address	Telephone	Fax	Awards	Value (£M)
1	Morgan Sindall Plc	Kent House, 14-17 Market Place, Westminster, London, W1W 8AJ	020 7307 9200	020 7307 9201	12	1059
2	Costain Limited	Vanwall Business Park, Vanwall Road, Maidenhead, Berkshire, SL6 4UB	01628 842444	01628 674477	17	787
3	Balfour Beatty Group Limited	130 Wilton Road, Westminster, London, SW1V 1LQ	020 7216 6800	020 7216 6950	32	521
4	Burmeister & Wain Scandinavian Contractor A/S	Gydevang 35, P.O. Box 235, DK-3450, Allerod, Denmark	0045 48140022	0045 48140150	4	420
5	Alstom Hydro Limited	Newbold Road, Rugby, Warwickshire, CV21 2NH	01788 577111 (TPS)	01788 531 700 (FPS)	1	401
6	Carillion Plc	Construction House, 24 Birch Street, Wolverhampton, West Midlands, WV1 4HY	01902 422431	01902 316371 (FPS)	14	388
7	Amey Group	The Sherard Building, Edmund Halley Road, Oxford Science Park, Oxford, Oxfordshire, OX4 4DQ	01865 713100	01865 713300	11	373
8	BAM Nuttall	St James House, Knoll Road, Camberley, Surrey, GU15 3XW	01276 63484	01276 66060	20	357
9	Lagan Group	21-23 Sydenham Road, Belfast, Northern Ireland, BT3 9HA	028 9026 1000	028 9026 1010	2	354
10	Ferrovial Agroman, S. A.	Calle Ribera del Loira 42 Campo de las Naciones, Madrid, Spain, 28042	0034 91 300 85 43	0034 91 300 89 61	1	350

COMMERCIAL & RETAIL INCREASE IN THE VALUE OF COMMERCIAL CONTRACTS

To navigate just click on the tabs, buttons or page numbers and they will take you directly to your chosen section.

Contract values in the Commercial & Retail sector increased this month and are significantly higher than last year.

The value of contracts awarded in the Commercial & Retail market was £671 million in January (see Fig. 5.1) based on a three month rolling average. This is an 8.6% increase from December but a 48.9% rise from the January 2013 figure. In the three months to January the value of contracts was 18% above the previous three months and 15.9% higher than the same period in 2013. This is a positive sign for the start of this year in the Commercial & Retail sector and if this continues it will be good news for the wider industry.

Projects by region

The East Midlands was the main location of activity in the sector this month with 33.4% of the value of all contracts awarded (see Fig. 5.2 & 5.4), a 30.2% increase from January 2013. This is largely attributable to the redevelopment of the Victoria Shopping Centre in Nottingham which was awarded this month at a value of £240 million. London was the next most significant location of activity accounting for 16.7% of contract value, a 3.1% increase from the corresponding month last year. The North East also featured

highly this month with the contract awarded for the £100 million development of an Enterprise Zone at the former Swan Hunter Shipyard in Wallsend.

Type of Projects

Offices were the dominant type of project in this sector accounting for 48% of the value of contracts awarded in January 2014 (see Fig. 5.3), though this was a 10% decrease on January 2013. Shopping centres is the other significant sector with 26% of contract award value, 22% higher than January 2013.

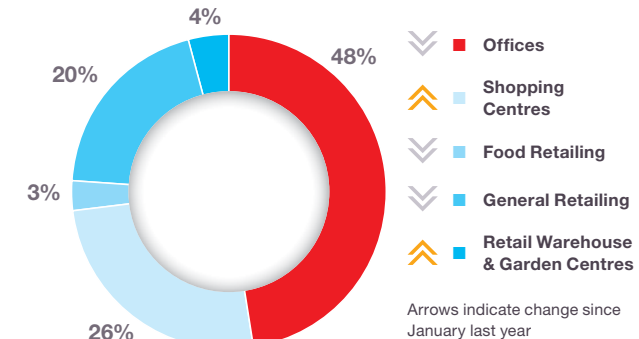
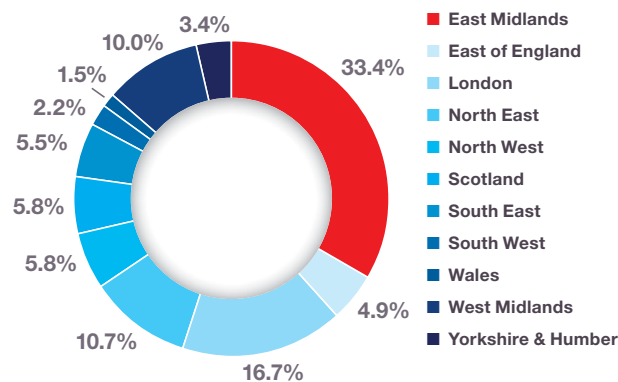
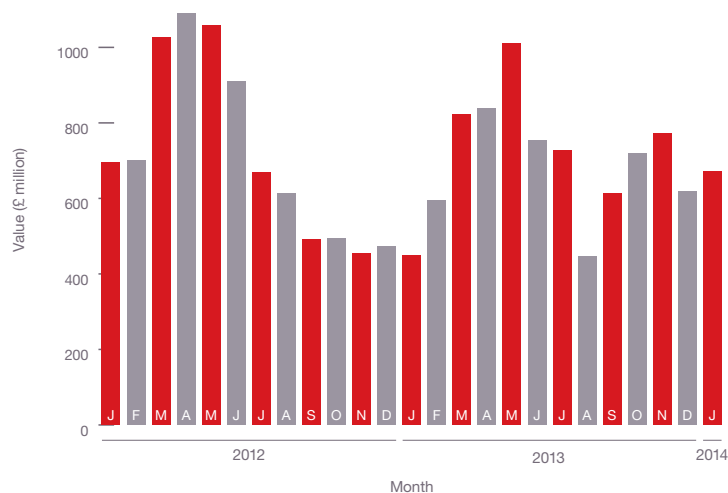


Fig. 5.1 Project Values

Source: Barbour ABI

Fig. 5.2 Value of Contracts by Region

Source: Barbour ABI

Fig. 5.3 Type of Projects Awarded

Source: Barbour ABI

ABI About Us

Economic Context

The Construction Sector

Residential

Infrastructure

Commercial & Retail

Hotel, Leisure & Sport

Industrial

Medical & Health

Education

Barbour ABI
www.barbour-abi.com

Hinderton Point, Lloyd Drive,
Cheshire Oaks, Cheshire,
CH65 9HQ

T: 0151 353 3500

E: info@barbour-abi.com

@BarbourABI

COMMERCIAL & RETAIL

The map and figures show how the activity has changed since January 2013		↑ +4.0%	Scotland
↑ +30.2%	East Midlands *HOTTEST REGION*	↓ -5.7%	South East
↑ +2.1%	East of England	↓ -3.2%	South West
↑ +3.1%	London	↓ -4.9%	Wales
↑ +5.4%	North East	↓ -3.1%	West Midlands
↓ -5.1%	North West	↓ -22.8%	Yorkshire & Humber



Fig. 5.4 Change of Activity by Region (since last year)

Source: Barbour ABI



“ The North East also featured highly this month with the contract awarded for the £100 million development of an Enterprise Zone at the former Swan Hunter Shipyard in Wallsend.

INCREASE IN THE VALUE OF COMMERCIAL CONTRACTS

PROJECT IN FOCUS

www.northtyneside.gov.uk



Former Swan Hunter Shipyard Redevelopment £100,000,000

County	Tyne And Wear
Primary Category Sector	Commercial & Retail
Government Region	North East
Start Date	October 2014
End Date	October 2019
Contract Award Date	January 2014
Funding	Public
Stage	Contract Award
Contractor	Kier North East

FEBRUARY 2014

To navigate just click on the tabs, buttons or page numbers and they will take you directly to your chosen section.

ABI About Us

Economic Context

The Construction Sector

Residential

Infrastructure

Commercial & Retail

Hotel, Leisure & Sport

Industrial

Medical & Health

Education

Barbour ABI
www.barbour-abi.com

Hinderton Point, Lloyd Drive,
Cheshire Oaks, Cheshire,
CH65 9HQ

T: 0151 353 3500

E: info@barbour-abi.com

@BarbourABI

To navigate just click on the tabs, buttons or page numbers and they will take you directly to your chosen section.

- [ABI About Us](#)
- [Economic Context](#)
- [The Construction Sector](#)
- [Residential](#)
- [Infrastructure](#)
- [Commercial & Retail](#)
- [Hotel, Leisure & Sport](#)
- [Industrial](#)
- [Medical & Health](#)
- [Education](#)

Hinderton Point, Lloyd Drive,
Cheshire Oaks, Cheshire,
CH65 9HQ

T: 0151 353 3500
E: info@barbour-abi.com
@BarbourABI

TOP TEN
Key Clients
January – February

Rank	Company Name	Address	Telephone	Fax	Awards	Value (£M)
1	Land Securities Group	5 The Strand, Westminster, London, WC2N 5HR	020 7413 9000 (CTPS)	020 7024 5007	8	679
2	W R Berkley Insurance (Europe) Limited	2nd Floor, 40 Lime Street, City, London, EC3M 7AW	020 7280 9000	020 7280 9090 (FPS)	1	500
3	Oxford Properties	6 New Street Square, New Fetter Lane, Suite 1200, City, London, EC4A 3BF	020 7822 8300		2	350
4	Almacantar	3 Quebec Mews, City, London, W1H 7NX	020 7535 2900 (CTPS)		1	350
5	Brookfield Office Properties	Brookfield Place New York, 250 Vesey St., 15th Floor, New York, 10281	001 212 417 7000		1	340
6	Westfield Shoppingtowns Limited	Level 6, Midcity Place, 71 High Holburn, Westminster, London, WC1V 6EA	020 7061 1400	020 7061 1401 (FPS)	3	304
7	Google UK Limited	Belgrave House, 76 Buckingham Palace Road, Westminster, London, SW1W 9TQ	020 7031 3000 (TPS)	020 7031 3001	1	300
8	Victoria Centre	222 Victoria Centre, Nottingham, Nottinghamshire, NG1 3QN	0115 912 1111		1	240
9	Capital & Counties Properties PLC	Covent Garden London, 4th Floor, Russell Chambers, The Piazza, Westminster, London, WC2E 8RA	020 7395 3765		1	240
10	Intu Group	40 Broadway, Westminster, London, SW1H 0BU	020 7887 4220 (CTPS)		1	240

TOP TEN
Key Architects
January – February

Rank	Company Name	Address	Telephone	Fax	Awards	Value (£M)
1	Make Architects	13 Fitzroy Street, Westminster, London, W1T 4BQ	020 7636 5151	020 7636 5252 (FPS)	6	538
2	Kohn Pederson Fox (International) PA	7a Langley Street, Westminster, London, WC2H 9JA	020 3119 5300	020 7497 1175	2	501
3	Allford Hall Monaghan Morris	2nd Floor, Block C, Morelands, 5-23 Old Street, City, London, EC1V 9HL	020 7251 5261	020 7251 5123 (FPS)	7	430
4	Mather Architects	123 Camden High Street, Camden Town, London, NW1 7JR	020 7284 1727 (TPS)	020 7267 7826 (FPS)	1	350
5	Conran & Partners	22 Shad Thames, Southwark, London, SE1 2YU	020 7403 8899	020 7357 0832 (FPS)	1	350
6	PLP Architecture	2 Seething Lane, London, EC3N 4AT	020 3006 3900	020 3006 3900	1	350
7	Lynch Architects Limited	1 Amwell Street, Pentonville, Southwark, London, EC1R 1UL	020 7278 2553		2	310
8	Hadfield Cawkwell Davidson	17 Broomgrove Road, Sheffield, South Yorkshire, S10 2LZ	0114 266 8181	0114 266 6246 (FPS)	8	310
9	AEW Architects & Designers Limited	The Zenith Building, Spring Gardens, Manchester, Greater Manchester, M2 1AB	0161 214 4370	0161 214 4371	10	254
10	Jones Architects	121 Great Portland Street, Westminster, London, W1W 6QL	020 7255 1150	020 7255 6700 (FPS)	4	251

TOP TEN
Key Contractors
January – February

Rank	Company Name	Address	Telephone	Fax	Awards	Value (£M)
1	Skanska UK	Maple Cross House, Denham Way, Maple Cross, Rickmansworth, Hertfordshire, WD3 9SW	01923 776666	01923 423900 (FPS)	8	606
2	McAlpine Limited	Eaton Court, Maylands Avenue, Hemel Hempstead, Hertfordshire, HP2 7TR	01442 233444	01442 243819 / 230024	11	524
3	ISG	Aldgate House, 33 Aldgate High Street, City, London, EC3N 1AG	020 7247 1717	020 7247 8656 (FPS)	73	483
4	Brookfield Multiplex Construction Europe Limited	99 Bishopsgate, 2nd Floor, City, London, EC2M 3XD	020 7659 3500	020 7659 3501	6	477
5	Balfour Beatty Group Limited	130 Wilton Road, Westminster, London, SW1V 1LQ	020 7216 6800	020 7216 6950	13	354
6	Bowmer & Kirkland Limited	High Edge Court, Heage, Belper, Derbyshire, DE56 2BW	01773 853131	01773 856710	33	288
7	Mace Limited	155 Moorgate, City, London, EC2M 6XB	020 3522 3000 (TPS)	020 7375 1606	12	282
8	Kier Group PLC	Tempsford Hall, Station Road, Sandy, Bedfordshire, SG19 2BD	01767 640111	01767 640002	22	273
9	McLaren Construction Limited	McLaren House, 100 Kings Road, Brentwood, Essex, CM14 4EA	01277 205800	01277 205900 (FPS)	10	228
10	Morgan Sindall Plc	Kent House, 14-17 Market Place, Westminster, London, W1W 8AJ	020 7307 9200	020 7307 9201	52	227

HOTEL, LEISURE & SPORT DECLINE IN CONTRACT VALUE IN JANUARY

To navigate just click on the tabs, buttons or page numbers and they will take you directly to your chosen section.

The Hotel, Leisure & Sport sector continued its recent mixed performance with lower values of contracts awards in January but better performance overall compared to the previous quarter.

Contract award values in the Hotel, Leisure & Sport sector were £503 million in January, based on a three month rolling average. This was 49.9% higher than December and 27.9% higher than January 2013 (see Fig. 6.1). In the three months to January, the value of contracts was 6.1% higher than the previous three months, indicating an upturn activity in recent months. Overall value of contracts awarded are down by 12.7% in the three months to January compared to the same period in 2013 painting a mixed picture for the sector overall.

Projects by region

January was a particularly strong month in this sector for London which was the location of 57.5% of the value of contracts awarded, an increase of 48.5% from January 2013 (see Fig. 6.2 & 6.4). This is mainly down to the Olympic Stadium redevelopment project which was awarded this month. Wales also performed strongly with 11.8% of contracts awarded in the region, an 8.2% increase on the same period last year.

Type of Projects

The Olympic Stadium contract means that Arenas/Stadia are the highest proportion of contracts awarded this month at 57% of total value which is 49% higher than January 2013 (see Fig. 6.3). The other major type of project awarded this month was Hotel/Motels which equated to 14% of the total value, though this was a 4% decrease from January 2013.

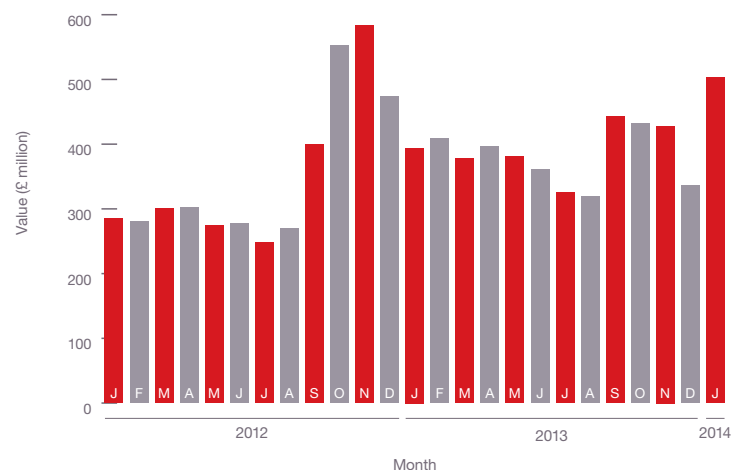


Fig. 6.1 Project Values

Source: Barbour ABI

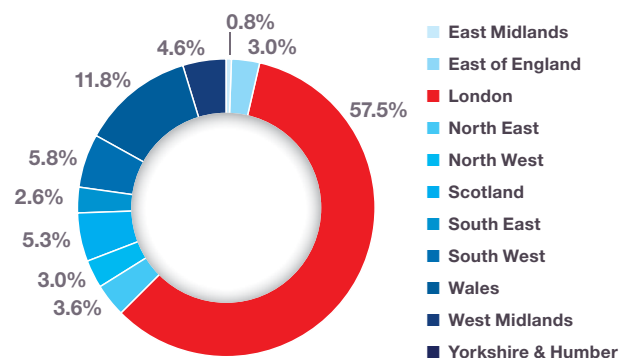


Fig. 6.2 Value of Contracts by Region

Source: Barbour ABI

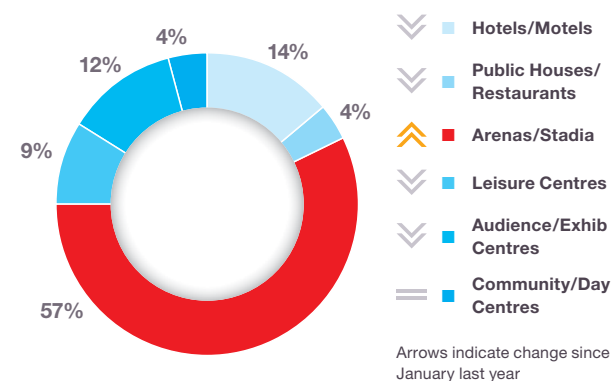


Fig. 6.3 Type of Projects Awarded

Source: Barbour ABI

ABI About Us

Economic Context

The Construction Sector

Residential

Infrastructure

Commercial & Retail

Hotel, Leisure & Sport

Industrial

Medical & Health

Education

Barbour ABI
www.barbour-abi.com

Hinderton Point, Lloyd Drive,
Cheshire Oaks, Cheshire,
CH65 9HQ

T: 0151 353 3500

E: info@barbour-abi.com

@BarbourABI

HOTEL, LEISURE & SPORT

The map and figures show how the activity has changed since January 2013		-7.9%	Scotland
-1.4%	East Midlands	-1.4%	South East
+0.5%	East of England	-4.7%	South West
+48.5%	London *HOTTEST REGION*	+8.2%	Wales
+2.8%	North East	-0.7%	West Midlands
-43.1%	North West	-0.8%	Yorkshire & Humber

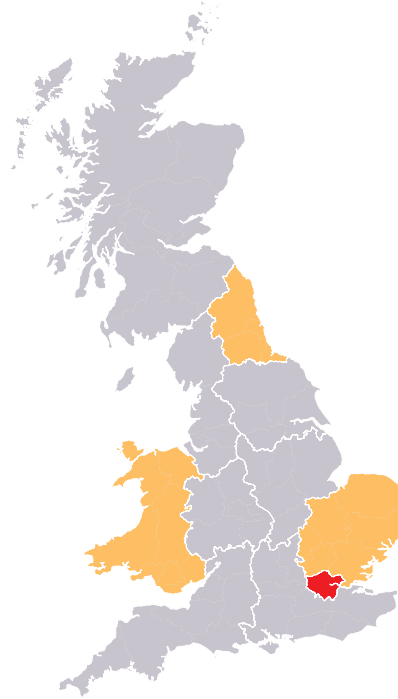


Fig. 6.4 Change of Activity by Region (since last year)

Source: Barbour ABI



“ The Olympic Stadium contract means that Arenas/Stadia are the highest proportion of contracts awarded this month at 57% of total value which is 49% higher than January 2013.

DECLINE IN CONTRACT VALUE IN JANUARY

PROJECT IN FOCUS



www.olympicstadium.whufc.com

London Legacy - Olympic Stadium Transformation £154,000,000

County	London
Primary Category Sector	Hotel, Leisure & Sport
Government Region	London
Start Date	January 2014
End Date	March 2016
Contract Award Date	January 2014
Funding	Mixed
Stage	Contract Award
Contractor	Balfour Beatty

FEBRUARY 2014

To navigate just click on the tabs, buttons or page numbers and they will take you directly to your chosen section.

ABI About Us

Economic Context

The Construction Sector

Residential

Infrastructure

Commercial & Retail

Hotel, Leisure & Sport

Industrial

Medical & Health

Education

Barbour ABI
www.barbour-abi.com

Hinderton Point, Lloyd Drive,
Cheshire Oaks, Cheshire,
CH65 9HQ

T: 0151 353 3500

E: info@barbour-abi.com

@BarbourABI

FEBRUARY 2014

To navigate just click on the tabs, buttons or page numbers and they will take you directly to your chosen section.

ABI About Us

Economic Context

The Construction Sector

Residential

Infrastructure

Commercial & Retail

Hotel, Leisure & Sport

Industrial

Medical & Health

Education

Barbour ABI
www.barbour-abi.com

Hinderton Point, Lloyd Drive,
Cheshire Oaks, Cheshire,
CH65 9HQ

T: 0151 353 3500

E: info@barbour-abi.com

 @BarbourABI

TOP TEN
Key Clients

January – February

Rank	Company Name	Address	Telephone	Fax	Awards	Value (£M)
1	London Legacy Development Corporation	Level 10, 1 Stratford Place, Montfichet Road, Stratford, London, E20 1EJ	020 3288 1800		4	762
2	London Borough of Newham	Third Floor, West Side, 1000 Dockside Road, Victoria Dock, London, E16 2QU	020 8430 2000	020 8430 1066	1	429
3	Olympic Delivery Authority (ODA)	23rd Floor, 1 Churchill Place, Canary Wharf, Poplar, London, E14 5LN	020 3201 2000	020 3201 2511	1	429
4	Cardiff County Council	County Hall, Atlantic Wharf, Cardiff, South Glamorgan, CF10 4UW	029 2087 2087	029 2087 3209	2	216
5	Interserve Plc	Interserve House, Ruscombe Park, Twyford, Reading, Berkshire, RG10 9JU	0118 932 0123 (CTPS)	0118 932 0206 (FPS)	3	165
6	Shelbourne Senior Living	9 Clifford Street, Westminster, London, W1S 2FT	020 7292 3626	01590 681657	1	150
7	National Exhibition Centre Limited	Bickenhill Lane, Birmingham, West Midlands, B40 1PQ	0121 780 4141	0121 780 4120	2	144
8	Whitbread PLC	Whitbread Court, Houghton Hall Business Court, Porz Avenue, Dunstable, Bedfordshire, LU5 5XE	01582 499499	01582 474259	30	130
9	Newport City Council	Civic Centre, Newport, Gwent, NP20 4UR	01633 656656 (CTPS)		1	100
10	Essex County Cricket Club	New Writtle Street, Chelmsford, Essex, CM2 0PG	01245 252420 (CTPS)	01245 254030 (FPS)	1	100

TOP TEN
Key Architects

January – February

Rank	Company Name	Address	Telephone	Fax	Awards	Value (£M)
1	Populous	14 Blades Court, Deodar Road, Putney, London, SW15 2NU	020 8874 7666	020 8874 7470	3	519
2	LDA Design	Worton Rectory Park, Oxford, Oxfordshire, OX29 4SX	01865 887050 (TPS)	01865 887055 (FPS)	1	429
3	Scott Brownrigg Limited	St Catherines Court, 46-48 Portsmouth Road, Guildford, Surrey, GU2 4DU	01483 568686	01483 575830 (FPS)	2	216
4	Hole Architects	9th Floor, 69 Park Lane, Croydon, Surrey, CR0 1JD	020 8662 4600		2	216
5	Archial Group Plc	Tennyson House, 159-165 Great Portland Street, Westminster, London, W1W 5PA		020 7580 6688	8	153
6	Comprehensive Design Architects	16 Moray Place, Edinburgh, Lothian, EH3 6DT	0131 225 1111 (CTPS) (TPS)	0131 220 0152	2	151
7	Murphy Architects	The Breakfast Mission, 15 Old Fishmarket Close, Edinburgh, Lothian, EH1 1RW	0131 220 6125 (CTPS) (TPS)	0131 220 6781 (FPS)	1	150
8	Sutherland Hussey Architects	122 Giles Street, Edinburgh, Lothian, EH6 6BZ	0131 553 4321 (CTPS)		1	150
9	Jones Architects	121 Great Portland Street, Westminster, London, W1W 6QL	020 7255 1150	020 7255 6700 (FPS)	3	135
10	Chetwood Associates	12-13 Clerkenwell Green, City, London, EC1R 0QJ	020 7490 2400	020 7250 1916 (FPS)	1	120

TOP TEN
Key Contractors

January – February

Rank	Company Name	Address	Telephone	Fax	Awards	Value (£M)
1	Balfour Beatty Group Limited	130 Wilton Road, Westminster, London, SW1V 1LQ	020 7216 6800	020 7216 6950	8	591
2	Bowmer & Kirkland Limited	High Edge Court, Heage, Belper, Derbyshire, DE56 2BW	01773 853131	01773 856710	20	198
3	Interserve Plc	Interserve House, Ruscombe Park, Twyford, Reading, Berkshire, RG10 9JU	0118 932 0123 (CTPS)	0118 932 0206 (FPS)	7	198
4	McLaren Construction Limited	McLaren House, 100 Kings Road, Brentwood, Essex, CM14 4EA	01277 205800	01277 205900 (FPS)	6	195
5	Kier Group PLC	Tempsford Hall, Station Road, Sandy, Bedfordshire, SG19 2BD	01767 640111	01767 640002	6	192
6	Galliford Try Construction South	2 Cowley Business Park, High Street, Cowley, Uxbridge, Middlesex, UB8 2AD	01895 855000	01895 855099	4	166
7	Willmott Dixon Construction Limited	Spirella 2, Icknield Way, Letchworth Garden City, Hertfordshire, SG6 4GY	01462 671852	01462 681852 (FPS)	13	137
8	ISG	Aldgate House, 33 Aldgate High Street, City, London, EC3N 1AG	020 7247 1717	020 7247 8656 (FPS)	8	112
9	BAM Construction	Breakspear Park, Breakspear Way, Hemel Hempstead, Hertfordshire, HP2 4FL	01442 238300	01442 238301	8	110
10	Anglo-Holt Group Limited	150 Birmingham Road South, West Bromwich, West Midlands, B70 6QT	0121 525 6717	0121 553 4701 (FPS)	14	93

INDUSTRIAL ACTIVITY FALLS BACK IN THE INDUSTRIAL SECTOR

To navigate just click on the tabs, buttons or page numbers and they will take you directly to your chosen section.

The Industrial sector experienced a monthly fall in contract values but performance has improved since last year.

Activity in the industrial sector dropped in January with the value of contracts awarded in January £362 million, based on a rolling three month average (see Fig. 7.1). This is a fall of 10.9% on the value in December but is 77.4% above the figure recorded this time last year. In the three months to January the total value of contracts was £1.23 billion which was 16% above the previous three months and 119.4% above the same quarter last year.

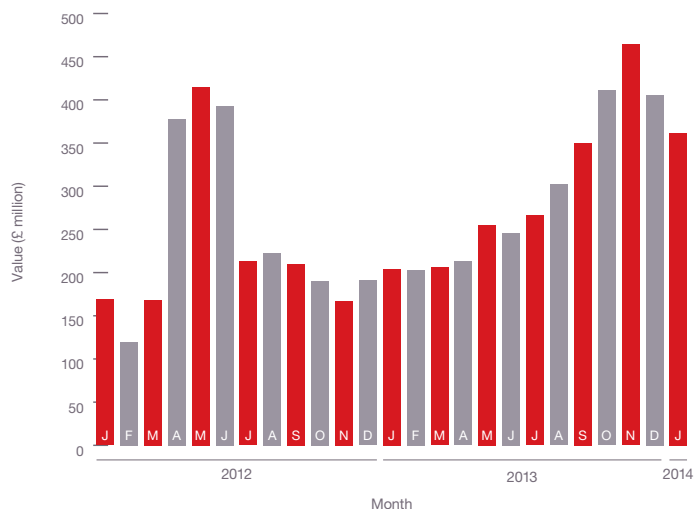


Fig. 7.1 Project Values

Source: Barbour ABI

Projects by region

The South East is the region with the highest value of activity this month with 16.7% of the contracts awarded, an increase of 15.5% on January 2013 (see Fig. 7.2 & 7.4). Yorkshire & Humber also experienced a high proportion of activity with 14.7% of contracts awarded, a 2.4% yearly increase. The North West, East of England and London were the other areas that experienced high values of contracts awarded in the industrial sector with 14.3% and 12.7% each of contracts awarded respectively.

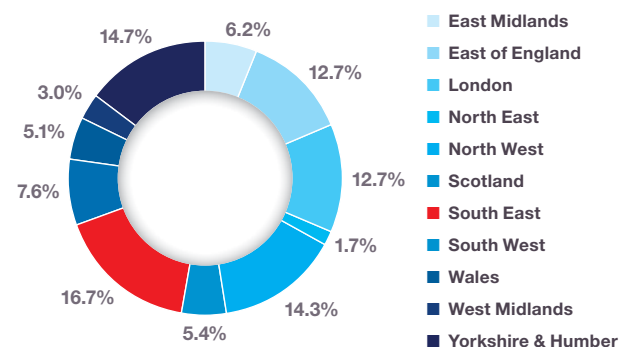


Fig. 7.2 Value of Contracts by Region

Source: Barbour ABI

Type of Projects

The Type of Projects awarded in the sector were predominantly Warehouse/Storage which accounted for 39% of contract value in January 2014 (see Fig. 7.3), a 12% increase on the corresponding month last year. Light industrial projects are the next highest category of contract award with 31% of the total value, an 11% increase from January 2013. Heavy industrial projects were 15% of the total value although this was a 12% decrease from the corresponding month last year.

The South East is the region with the highest value of activity.

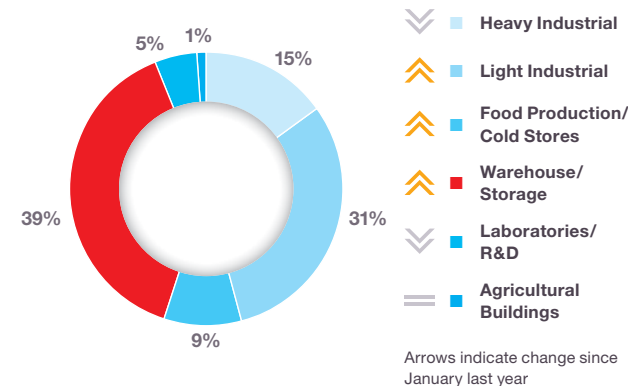


Fig. 7.3 Type of Projects Awarded

Source: Barbour ABI

ABI About Us

Economic Context

The Construction Sector

Residential

Infrastructure

Commercial & Retail

Hotel, Leisure & Sport

Industrial

Medical & Health

Education

Barbour ABI
www.barbour-abi.com

Hinderton Point, Lloyd Drive,
Cheshire Oaks, Cheshire,
CH65 9HQ

T: 0151 353 3500

E: info@barbour-abi.com

@BarbourABI

INDUSTRIAL

The map and figures show how the activity has changed since January 2013		-13.5% Scotland
-17.6% East Midlands	+15.5% South East *HOTTEST REGION*	
+9.6% East of England	-9.1% South West	
+10.8% London	+4.2% Wales	
+0.5% North East	+2.5% West Midlands	
-5.5% North West	+2.4% Yorkshire & Humber	



Fig. 7.4 Change of Activity by Region (since last year)

Source: Barbour ABI



ACTIVITY FALLS BACK IN THE INDUSTRIAL SECTOR

PROJECT IN FOCUS

www.dransfield.co.uk



Stocksbridge Warehouse & Test House Facility £30,000,000

County	South Yorkshire
Primary Category Sector	Industrial
Government Region	Yorkshire & Humber
Start Date	January 2014
End Date	July 2015
Contract Award Date	January 2014
Funding	Private
Stage	Contract Awarded
Contractor	Henry Boot Construction

FEBRUARY 2014

To navigate just click on the tabs, buttons or page numbers and they will take you directly to your chosen section.

ABI About Us

Economic Context

The Construction Sector

Residential

Infrastructure

Commercial & Retail

Hotel, Leisure & Sport

Industrial

Medical & Health

Education

Barbour ABI
www.barbour-abi.com

Hinderton Point, Lloyd Drive,
Cheshire Oaks, Cheshire,
CH65 9HQ

T: 0151 353 3500

E: info@barbour-abi.com

@BarbourABI

FEBRUARY 2014

To navigate just click on the tabs, buttons or page numbers and they will take you directly to your chosen section.

ABI About Us

 Economic Context

 The Construction Sector

 Residential

 Infrastructure

 Commercial & Retail

 Hotel, Leisure & Sport

 Industrial

 Medical & Health

 Education

Barbour ABI
www.barbour-abi.com

Hinderton Point, Lloyd Drive,
Cheshire Oaks, Cheshire,
CH65 9HQ

T: 0151 353 3500

E: info@barbour-abi.com

 @BarbourABI

TOP TEN Key Clients

January – February

Rank	Company Name	Address	Telephone	Fax	Awards	Value (£M)
1	The Peel Group	Peel Management, Peel Dome, The Trafford Centre, Manchester, Greater Manchester, M17 8PL	0161 629 8200	0161 629 8334 (FPS)	3	411
2	Prologis Developments Limited	Prologis House, 1 Monkspath Hall Road, Solihull, West Midlands, B90 4FY	0121 224 8700	0121 733 8016	6	202
3	British Airways Plc	PO Box 365, Uxbridge, Middlesex, UB7 0GB	0844 493 0787		1	178
4	IM Properties PLC	IM House, South Drive, Coleshill, Birmingham, West Midlands, B46 1DF	0121 730 8050	0121 730 8267	2	151
5	Roxhill Developments Limited	Lumonics House, Valley Drive, Swift Valley, Rugby, Warwickshire, CV21 1TQ	01788 422200	01788 422201	5	114
6	BP Exploration Operating Company	Sullom Voe Terminal, Mossbank, Shetland, Islands, ZE2 9TU		01806 243200	1	100
7	Aldi Stores Limited	Holly Lane, Atherstone, Warwickshire, CV9 2SQ	01827 711800	01827 710842	4	100
8	Merchant Place Developments	The Studio, Sinclair Court, Darrell Street, Newcastle Upon Tyne, Tyne And Wear, NE13 7DS	0191 236 1013		1	82
9	Omega Warrington Limited	2 Miller House, Lochside View, Edinburgh, Lothian, EH12 9DH	Not Listed		3	80
10	Ministry of Defence	Whitehall, Westminster, London, SW1A 2HB	020 7218 9000	020 7218 1501 (FPS)	10	76

TOP TEN Key Architects

January – February

Rank	Company Name	Address	Telephone	Fax	Awards	Value (£M)
1	Stephen George & Partners	170 London Road, Leicester, Leicestershire, LE2 1ND		0116 254 1095	7	235
2	AJA Architects LLP	1170 Elliot Court, Herald Avenue, Coventry Business Park, Coventry, West Midlands, CV5 6UB	024 7625 3200	024 7625 3210 (FPS)	9	162
3	UMC Architects	Newark Beacon Office Park, Cassereta Way, Nottingham, Nottinghamshire, NG24 2TN	01636 653027		3	159
4	Chetwood Associates	12-13 Clerkenwell Green, City, London, EC1R 0QJ	020 7490 2400	020 7250 1916 (FPS)	5	126
5	Ryder Architecture	Cooper Studios, 14-18 Westgate Road, Newcastle Upon Tyne, Tyne And Wear, NE1 3NN	0191 269 5454	0191 269 5455	3	122
6	Sparks Associates	11 Plato Place, St Dionis Road, Fulham, London, SW6 4TU	020 7736 6162	020 7736 3896 (FPS)	13	98
7	Cornish Architects	Peer House, 8-14 Verulam Street, Westminster, London, WC1X 8LZ	020 7400 2120	020 7253 0846 (FPS)	3	87
8	Dalkin Scotton Partnership	305 Fort Dunlop, Fort Parkway, Birmingham, West Midlands, B24 9FD	0121 747 1943	0121 747 1944	2	73
9	PRC Architects Limited	5 St Mary's Road, Surbiton, Surrey, KT6 4JG	020 8399 5188	020 8399 3863 (FPS)	3	71
10	Building Design Partnership	16 Brewhouse Yard, Clerkenwell, City, London, EC1V 4LJ	020 7812 8000	020 7812 8399	2	68

TOP TEN Key Contractors

January – February

Rank	Company Name	Address	Telephone	Fax	Awards	Value (£M)
1	Winvic Construction	19 Tenter Road, Moulton Park, Northampton, Northamptonshire, NN3 6PZ	01604 678960 (CTPS)	01604 671021 (FPS)	18	242
2	VolkerWessels UK Limited	Hertford Road, Hoddesdon, Hertfordshire, EN11 9BX	01992 305000	01992 305001	6	156
3	Shepherd Construction Limited	Frederick House, Fulford Road, York, North Yorkshire, YO10 4EA	01904 634431	01904 660242	2	122
4	McLaren Construction Limited	McLaren House, 100 Kings Road, Brentwood, Essex, CM14 4EA	01277 205800	01277 205900 (FPS)	3	101
5	Jacobs Limited	Jacobs House, 427 London Road, Earley, Reading, Berkshire, RG6 1BL	01189 635 331	0118 949 1054	1	100
6	BAM Construction	Breakspear Park, Breakspear Way, Hemel Hempstead, Hertfordshire, HP2 4FL	01442 238300	01442 238301	4	99
7	Henry Boot PLC	Banner Cross Hall, Ecclesall Road, Sheffield, South Yorkshire, S11 9PD	0114 255 5444	0114 255 5548	7	94
8	Readie Construction Limited	Unit 15 Falcon Business Centre, Ashton Road, Romford, Essex, RM3 8UR	01708 332800	01708 332801	6	91
9	Gallagher Group Limited	Leitrim House, Coldharbour Lane, Aylesford, Maidstone, Kent, ME20 7NS	01622 716543	01622 882366 (FPS)	2	86
10	Wates Construction Limited	Wates House, Station Approach, Leatherhead, Surrey, KT22 7SW	01372 861000		6	62

MEDICAL & HEALTH DECREASE IN VALUE OF CONTRACTS IN JANUARY

To navigate just click on the tabs, buttons or page numbers and they will take you directly to your chosen section.

The value of Medical & Health contracts decreased in January month-on-month and year-on-year.

Levels of activity in the Medical & Health sector were down by 42% in January 2014 compared to last month (see Fig. 8.1), with the total value of contracts awarded at £90 million based on a three month rolling average. This is also 12.8% lower than the levels in January 2013. In the three months to January the value of contracts are down by 25.7% on the previous three months but 33.7% up on the same period in 2013 indicating a longer term improvement in the sectors performance.

Projects by region

Yorkshire & Humber was the main location of development in the sector this month capturing 34.2% of activity, a substantial 27.8% increase from January 2013 (see Fig. 8.2 & 8.4). The East Midlands was the other notable location of activity for Medical & Health projects registering 13.5% of activity by value in January 2014, an 11.3% increase from last year.

Type of Projects

Public hospitals are the dominant type of contracts within the sector accounting for 60% of the value of contracts in January 2014 (see Fig. 8.3), an 11% increase from the same month last year. Surgeries, Health and Medical Centres accounted for 30% of the value of contracts this month, which was an 8% increase from January 2013.

In the three months to January the value of contracts are down by 25.7% on the previous three months.

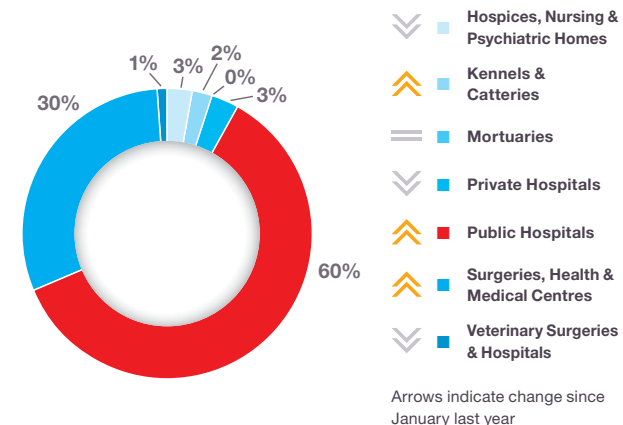
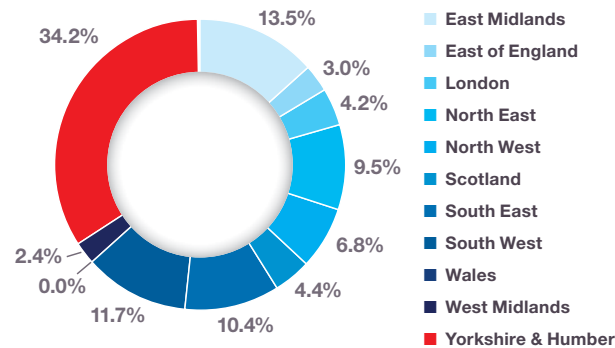
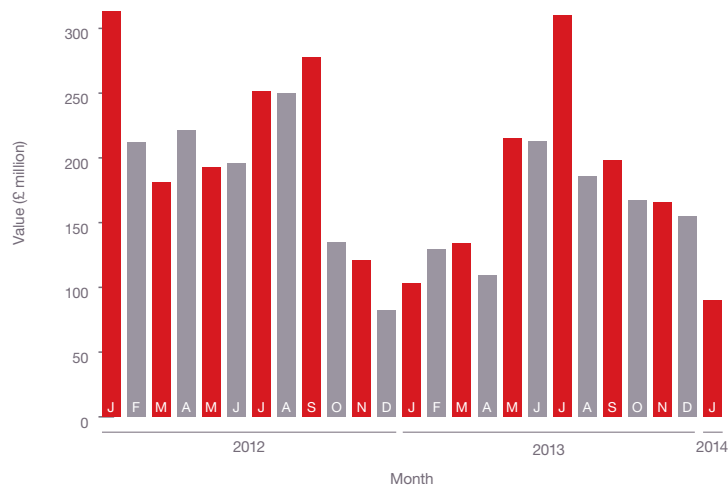


Fig. 8.1 Project Values

Source: Barbour ABI

Fig. 8.2 Value of Contracts by Region

Source: Barbour ABI

Fig. 8.3 Type of Projects Awarded

Source: Barbour ABI

ABI About Us

Economic Context

The Construction Sector

Residential

Infrastructure

Commercial & Retail

Hotel, Leisure & Sport

Industrial

Medical & Health

Education

Barbour ABI
www.barbour-abi.com

Hinderton Point, Lloyd Drive,
Cheshire Oaks, Cheshire,
CH65 9HQ

T: 0151 353 3500

E: info@barbour-abi.com

@BarbourABI

MEDICAL & HEALTH

The map and figures show how the activity has changed since January 2013		↑ +2.2%	Scotland
↑ +11.3%	East Midlands	↓ -5.8%	South East
↑ +2.4%	East of England	↑ +0.8%	South West
↓ -27.8%	London	↓ -1.2%	Wales
↑ +8.3%	North East *HOTTEST REGION*	↓ -12.6%	West Midlands
↑ +3.0%	North West	↓ -14.1%	Yorkshire & Humber

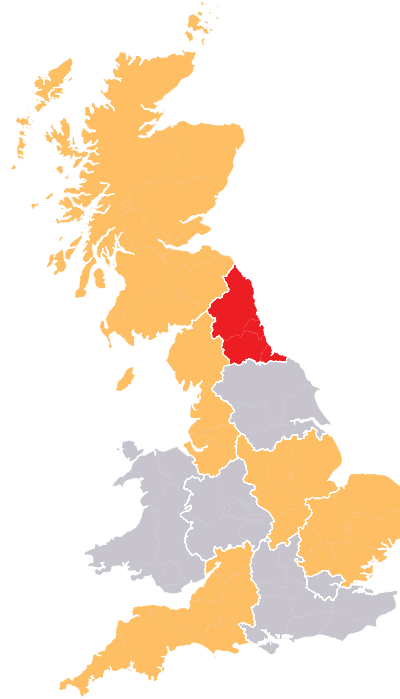


Fig. 8.4 Change of Activity by Region (since last year)

Source: Barbour ABI

Outlook

The National Infrastructure Plan 2012 commits £4.6 billion in health and social care capital in 2014-2015 and £4.7 billion in 2015-2016, including investment of £1.4 billion in hospital upgrades and redevelopments, suggesting that this sector will improve in the medium term. The commitment to continue to protect health budgets was included in the latest Autumn Statement indicating this spending will occur.



“Public hospitals are the dominant types of contracts.”

DECREASE IN VALUE OF CONTRACTS IN JANUARY

PROJECT IN FOCUS



North Devon District Hospital - Chemotherapy Unit £2,200,000

County	Devon
Primary Category Sector	Medical & Health
Government Region	South West
Start Date	January 2014
End Date	January 2015
Contract Award Date	January 2014
Funding	Public
Stage	Contract Awarded
Contractor	Morgan Sindall

FEBRUARY 2014

To navigate just click on the tabs, buttons or page numbers and they will take you directly to your chosen section.

ABI About Us

Economic Context

The Construction Sector

Residential

Infrastructure

Commercial & Retail

Hotel, Leisure & Sport

Industrial

Medical & Health

Education

Barbour ABI
www.barbour-abi.com

Hinderton Point, Lloyd Drive,
Cheshire Oaks, Cheshire,
CH65 9HQ

T: 0151 353 3500

E: info@barbour-abi.com

@BarbourABI

To navigate just click on the tabs, buttons or page numbers and they will take you directly to your chosen section.

ABI About Us

Economic Context

The Construction Sector

Residential

Infrastructure

Commercial & Retail

Hotel, Leisure & Sport

Industrial

Medical & Health

Education

Barbour ABI
www.barbour-abi.com

Hinderton Point, Lloyd Drive,
Cheshire Oaks, Cheshire,
CH65 9HQ

T: 0151 353 3500

E: info@barbour-abi.com

@BarbourABI

TOP TEN
Key Clients
January – February

Rank	Company Name	Address	Telephone	Fax	Awards	Value (£M)
1	Royal Liverpool and Broadgreen Hospital NHS Trust	Prescot Street, Liverpool, Merseyside, L7 8XP	0151 706 2000		2	336
2	Cwm Taff NHS Trust	Prince Charles Hospital, Gurnos, Merthyr Tydfil, Mid Glamorgan, CF47 9DT	01685 721721	01685 728128	1	120
3	West London Mental Health NHS Trust	Broadmoor Hospital, Crowthorne, Berkshire, RG45 7EG	01344 773111		1	115
4	NHS Lothian	Royal Edinburgh Hospital, Morningside Place, Edinburgh, Lothian, EH10 5HF	0131 537 6000 (CTPS)		1	42
5	NHS Forth Valley	Stirling Community Hospital, Livlinds Gate, Stirling, Stirlingshire, FK8 2AU	01786 434000		2	31
6	NHS Greater Glasgow and Clyde Health Board	Gartnavel Royal Hospital, 1055 Great Western Road, Glasgow, Strathclyde, G12 0XH	0141 211 3600	0141 211 0224	5	30
7	Darlington Memorial Hospital NHS Foundation	Darlington Memorial Hospital, Hollyhurst Road, Darlington, County Durham, DL3 6HX	01325 380100		3	26
8	Sheffield Children's Hospital (NHS)	Western Bank, Sheffield, South Yorkshire, S10 2TH	0114 271 7000	0114 272 1870 (FPS)	4	25
9	Montpelier Estates Limited	Middle Barn, Chilton Business Centre, Chilton Business Centre, Chilton, Aylesbury, Bucks, HP18 9LS	01844 203500	01865 875502 (FPS)	1	25
10	Aintree University Hospitals NHS Foundation Trust	Aintree University Hospital, Lower Lane, Aintree, Liverpool, Merseyside, L9 7AL	0151 525 5980	0151 525 6086	2	24

TOP TEN
Key Architects
January – February

Rank	Company Name	Address	Telephone	Fax	Awards	Value (£M)
1	HKS International Limited	82 Dean Street, Westminster, London, W1D 3SP	020 7292 9494 (TPS)	020 7292 9495	1	335
2	NBBJ	The Clove Building, 4-6 Maguire Street, Greenwich, London, SE1 2NQ	020 7939 3700	020 7939 3799	1	335
3	Oxford Architects Partnership	Bagley Croft, Hinksey Hill, Oxford, Oxfordshire, OX1 5BS	01865 329100 (TPS)	01865 326822 (FPS)	1	115
4	Archial Group Plc	Tennyson House, 159-165 Great Portland Street, Westminster, London, W1W 5PA		020 7580 6688	5	57
5	IBI Taylor Young	Chadsworth House, Wilmslow Road, Handforth, Wilmslow, Cheshire, SK9 3HP	01625 542200	01625 542250	8	43
6	P & HS Architects	The Old Station, Station Road, Stokesley, Middlesbrough, Cleveland, TS9 7AB	01642 712684	01642 711766	11	43
7	Boswell Mitchell & Johnston	The Hub, 70 Pacific Quay, Glasgow, Strathclyde, G51 1DZ	0141 271 3200	0141 271 3201	3	42
8	HLM Architects	46 Loman Street, Southwark, London, SE1 0EH	020 7921 4800		3	35
9	Avanti Architects Limited	361-373 City Road, City, London, EC1V 1AS	020 7278 3060	020 7278 3366 (FPS)	3	34
10	JM Architects	64 Queen Street, Edinburgh, Lothian, EH2 4NA	0131 652 1666	0131 652 2666	1	30

TOP TEN
Key Contractors
January – February

Rank	Company Name	Address	Telephone	Fax	Awards	Value (£M)
1	Carillion Plc	Construction House, 24 Birch Street, Wolverhampton, West Midlands, WV1 4HY	01902 422431	01902 316371 (FPS)	2	336
2	Kier Group PLC	Tempsford Hall, Station Road, Sandy, Bedfordshire, SG19 2BD	01767 640111	01767 640002	28	165
3	Interserve Plc	Interserve House, Ruscombe Park, Twyford, Reading, Berkshire, RG10 9JU	0118 932 0123 (CTPS)	0118 932 0206 (FPS)	18	160
4	BAM Construction	Breakspear Park, Breakspear Way, Hemel Hempstead, Hertfordshire, HP2 4FL	01442 238300	01442 238301	8	90
5	Willmott Dixon Construction Limited	Spirella 2, Icknield Way, Letchworth Garden City, Hertfordshire, SG6 4GY	01462 671852	01462 681852 (FPS)	8	74
6	Galliford Try Construction South	2 Cowley Business Park, High Street, Cowley, Uxbridge, Middlesex, UB8 2AD	01895 855000	01895 855099	11	58
7	Vinci Construction UK Limited	Astral House, Imperial Way, Watford, Hertfordshire, WD24 4WW	01923 233433		8	47
8	Morgan Sindall Plc	Kent House, 14-17 Market Place, Westminster, London, W1W 8AJ	020 7307 9200	020 7307 9201	10	38
9	Robertson Facilities Management Limited	Blair Avenue, Ingleby Barwick, Stockton on Tees, Cleveland, TS17 5BL	01642 767210		1	30
10	Lawrence Baker Limited	1 Elm Place, Old Witney Road, Witney, Oxfordshire, OX29 4BD	01865 733780 (CTPS)	01865 733789	1	25

EDUCATION

SLIGHT FALL IN THE VALUE OF CONTRACTS IN JANUARY

To navigate just click on the tabs, buttons or page numbers and they will take you directly to your chosen section.

The Education sector was slightly down on the previous month but activity is still much higher than this time last year.

The value of contracts awarded in the Education sector was £626 million in January based on a three month rolling average, a 1.7% decrease from December 2013 (see Fig. 9.1). This figure was 93.5% higher than January 2013 indicating the sectors comparatively strong year. The values of contract awards in the three months to January were 16.5% higher than the previous three months and 94.7% higher than the same period last year.

Projects by region

The main location of activity this month was the South East which accounted for 24.4% of the value of projects, a 6.6% increase from January 2013 (see Fig. 9.2 & 9.4). Scotland was the next most prominent region accounting for 18.9% of contracts awarded an increase of 3.2% from January 2013.

Type of Projects

Colleges/Universities accounted for the highest proportion of contracts awarded in the Education sector in January 2014 (see Fig. 9.3). This type of project was 42% of the total value awarded, which was a 1% increase on January 2013. State primary and state secondary schools were the other major project type in January accounting for 22% and 19% of contracts awarded respectively.

“ The South East which accounted for 24.4% of the value of projects, a 6.6% increase from January 2013.

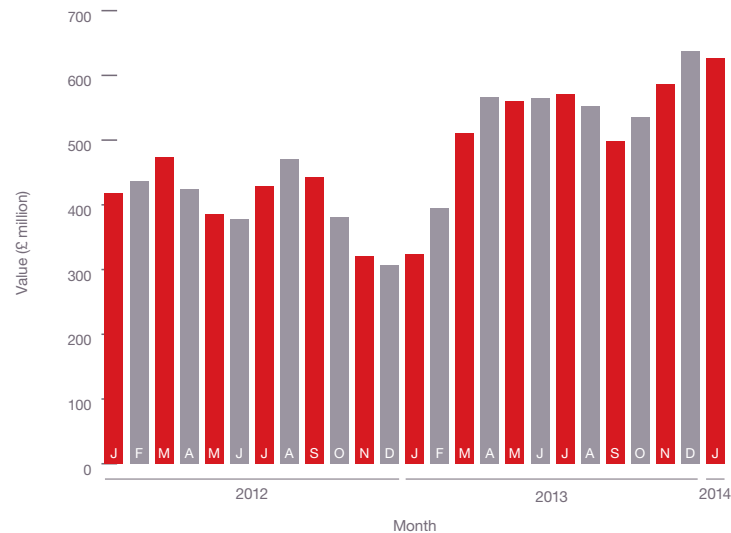


Fig. 9.1 Project Values

Source: Barbour ABI

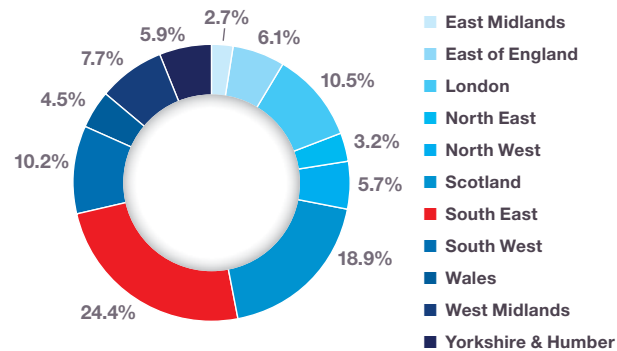


Fig. 9.2 Value of Contracts by Region

Source: Barbour ABI

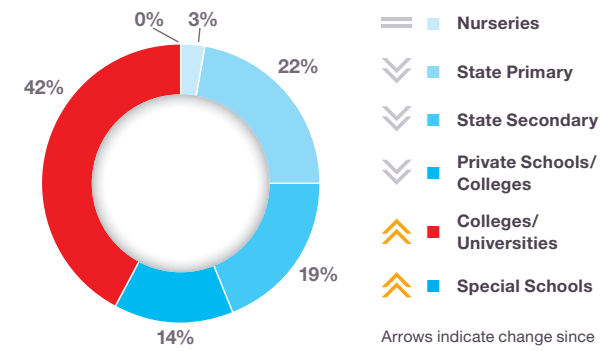


Fig. 9.3 Type of Projects Awarded

Source: Barbour ABI

ABI About Us

Economic Context

The Construction Sector

Residential

Infrastructure

Commercial & Retail

Hotel, Leisure & Sport

Industrial

Medical & Health

Education

Barbour ABI
www.barbour-abi.com

Hinderton Point, Lloyd Drive,
Cheshire Oaks, Cheshire,
CH65 9HQ

T: 0151 353 3500

E: info@barbour-abi.com

@BarbourABI

EDUCATION

The map and figures show how the activity has changed since January 2013			
	↑ +3.2%		Scotland
↓ -2.7%	East Midlands	↑ +6.6%	South East *HOTTEST REGION*
↓ -3.3%	East of England	↓ -0.8%	South West
↓ -0.1%	London	↑ +2.2%	Wales
↓ -1.2%	North East	↑ +4.5%	West Midlands
↓ -7.6%	North West	↓ -0.8%	Yorkshire & Humber



Fig. 9.4 Change of Activity by Region (since last year)

Source: Barbour ABI

Outlook


In the Autumn Statement the Government announced it will remove controls on the number of students who can attend higher education institutions in 2015-2016 and that it will create an additional 30,000 student places at publicly funded institutions in 2014-15. It also committed £40 million to deliver 20,000 apprenticeships in the next two years. This is a potential boost to the levels of output in the sector in the coming years.

“ Colleges/Universities accounted for the highest proportion of contracts awarded in the Education sector in January 2014

SLIGHT FALL IN THE VALUE OF CONTRACTS IN JANUARY

PROJECT IN FOCUS

www.kilmarnock.ac.uk



Kilmarnock College New Campus £50,000,000

County	Ayrshire
Primary Category Sector	Education
Government Region	Scotland
Start Date	May 2014
End Date	November 2015
Contract Award Date	December 2013
Funding	Private
Stage	Contract Awarded
Contractor	McLaughlin & Harvey

FEBRUARY 2014

To navigate just click on the tabs, buttons or page numbers and they will take you directly to your chosen section.

ABI About Us

Economic Context

The Construction Sector

Residential

Infrastructure

Commercial & Retail

Hotel, Leisure & Sport

Industrial

Medical & Health

Education

Barbour ABI
www.barbour-abi.com

Hinderton Point, Lloyd Drive,
Cheshire Oaks, Cheshire,
CH65 9HQ

T: 0151 353 3500

E: info@barbour-abi.com

@BarbourABI

To navigate just click on the tabs, buttons or page numbers and they will take you directly to your chosen section.

ABI About Us

Economic Context

The Construction Sector

Residential

Infrastructure

Commercial & Retail

Hotel, Leisure & Sport

Industrial

Medical & Health

Education

Barbour ABI
www.barbour-abi.com

Hinderton Point, Lloyd Drive,
Cheshire Oaks, Cheshire,
CH65 9HQ

T: 0151 353 3500

E: info@barbour-abi.com

@BarbourABI

TOP TEN
Key Clients

January – February

Rank	Company Name	Address	Telephone	Fax	Awards	Value (£M)
1	Department For Education	Castle View House, East Lane, Runcorn, Cheshire, WA7 2AA	0370 000 2288	01928 738248	51	419
2	Newcastle University	7 Park Terrace, Newcastle Upon Tyne, Tyne And Wear, NE1 7RU	0191 222 6000	0191 222 6613	4	213
3	City of Glasgow College	190 Cathedral Street, Glasgow, Strathclyde, G1 2TG	0141 552 3941		1	200
4	Science Central	Citywall, Citygate, St James Boulevard, Newcastle Upon Tyne, Tyne And Wear, NE1 4JH	0191 231 2200		1	200
5	Ministry of Defence	Whitehall, Westminster, London, SW1A 2HB	020 7218 9000	020 7218 1501 (FPS)	6	131
6	Swansea University	Singleton Park, Swansea, West Glamorgan, SA2 8PP	01792 205678 (TPS)	01792 295157 (FPS)	3	126
7	Cambridge University Hospitals NHS Foundation Trust	Addenbrookes Hospital, Hills Road, Cambridge, Cambridgeshire, CB2 0QQ	01223 245151	01223 217220 (FPS)	1	120
8	Imperial College London	Estates Division, South Kensington Campus, Exhibition Road, South Kensington, London, SW7 2DB	020 7589 5111 (CTPS)		6	107
9	The Welsh Government	Cardiff Bay, Cardiff, South Glamorgan, CF99 1NA	0845 010 3300 / 0300 061 5630	029 2082 6233 (FPS)	1	100
10	Department for Education & Skills	Caxton House, Tothill Street, Westminster, London, SW1H 9NA	0370 000 2288		11	86

TOP TEN
Key Architects

January – February

Rank	Company Name	Address	Telephone	Fax	Awards	Value (£M)
1	Faulkner Browns	Dobson House, Northumbrian Way, Killingworth, Newcastle Upon Tyne, Tyne And Wear, NE12 6QW	0191 268 3007	0191 268 5227	7	278
2	Reiach & Hall	6 Darnaway Street, Edinburgh, Lothian, EH3 6BG	0131 225 8444	0131 225 5079	4	240
3	Associated Architects	1 Severn Street Place, The Mailbox, Birmingham, West Midlands, B1 1SE	0121 233 6600	0121 200 1564 (FPS)	28	207
4	Michael Laird Architects	5 Forres Street, Edinburgh, Lothian, EH3 6DE	0131 226 6991	0131 226 2771 (FPS)	1	200
5	Bond Bryan Partnership	The Congregational Church, The Church Studio, Springvale Road, Sheffield, South Yorkshire, S10 1LP	0114 266 2040 (TPS)	0114 268 7021	19	167
6	Building Design Partnership	16 Brewhouse Yard, Clerkenwell, City, London, EC1V 4LJ	020 7812 8000	020 7812 8399	12	148
7	Sheppard Robson	77 Parkway, Camden Town, London, NW1 7PU	020 7504 1700	020 7504 1701 (FPS)	8	145
8	Aedas	Norwich Union House, High Street, Huddersfield, West Yorkshire, HD1 2LR	01484 537411 (TPS)	01484 511207 (FPS)	33	145
9	Stride Treglown Limited	Promenade House, The Promenade, Clifton Down, Bristol, Avon, BS8 3NE	0117 974 3271 (TPS)	0117 974 5207	18	142
10	AMEC Group PLC	76-78 Old Street, City, London, EC1V 9RU	020 3215 1700		1	121

TOP TEN
Key Contractors

January – February

Rank	Company Name	Address	Telephone	Fax	Awards	Value (£M)
1	Willmott Dixon Construction Limited	Spirella 2, Icknield Way, Letchworth Garden City, Hertfordshire, SG6 4GY	01462 671852	01462 681852 (FPS)	102	641
2	BAM Construction	Breakspear Park, Breakspear Way, Hemel Hempstead, Hertfordshire, HP2 4FL	01442 238300	01442 238301	42	447
3	Kier Group PLC	Tempsford Hall, Station Road, Sandy, Bedfordshire, SG19 2BD	01767 640111	01767 640002	105	397
4	Laing O'Rourke	Bridge Place, Anchor Boulevard, Crossways, Dartford, Kent, DA2 6SN	01322 296200	01322 296262	17	333
5	McAlpine Limited	Eaton Court, Maylands Avenue, Hemel Hempstead, Hertfordshire, HP2 7TR	01442 233444	01442 243819 / 230024	12	323
6	Balfour Beatty Group Limited	130 Wilton Road, Westminster, London, SW1V 1LQ	020 7216 6800	020 7216 6950	56	280
7	Morgan Sindall Plc	Kent House, 14-17 Market Place, Westminster, London, W1W 8AJ	020 7307 9200	020 7307 9201	60	228
8	Miller Developments Limited	Miller House, 2 Lockside View, Edinburgh Park, Edinburgh, Lothian, EH12 9DH	0870 336 5000	0870 336 5315	24	172
9	Interserve Plc	Interserve House, Ruscombe Park, Twyford, Reading, Berkshire, RG10 9JU	0118 932 0123 (CTPS)	0118 932 0206 (FPS)	48	150
10	Galliford Try Construction South	2 Cowley Business Park, High Street, Cowley, Uxbridge, Middlesex, UB8 2AD	01895 855000	01895 855099	22	147

We report on every planning application in the UK, as well as tracking 20,000+ projects that do not require planning permission

At each stage, we add key intelligence:

- Individual contact data for involved companies
- Planned or estimated start and end dates
- Materials identified
- Detailed scheme and status information
- Subcontractor information

FIND OUT MORE ABOUT HOW BARBOUR ABI'S CONSTRUCTION INTELLIGENCE CAN TRANSFORM YOUR BUSINESS...

call: 0151 353 3500
email: info@barbour-abi.com
follow us: twitter.com/Barbourabi
and: facebook.com/BarbourABI

Barbour ABI
www.barbour-abi.com

 HM Government
Provider of the Government's Construction and Infrastructure Pipeline

 Office for National Statistics
Chosen provider of Construction New Orders estimates to the ONS

 Building

 bd

 ecobuild
the future

 UBM


MARKET REVIEW

FEBRUARY 2014

To navigate just click on the tabs, buttons or page numbers and they will take you directly to your chosen section.

[ABI About Us](#)

[Economic Context](#)

[The Construction Sector](#)

[Residential](#)

[Infrastructure](#)

[Commercial & Retail](#)

[Hotel, Leisure & Sport](#)

[Industrial](#)

[Medical & Health](#)

[Education](#)

Barbour ABI
www.barbour-abi.com

Hinderton Point, Lloyd Drive,
Cheshire Oaks, Cheshire,
CH65 9HQ

T: 0151 353 3500

E: info@barbour-abi.com

[@BarbourABI](https://twitter.com/BarbourABI)